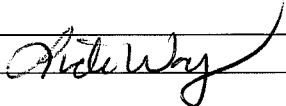


## MONTHLY STAFF REPORT

<b>DATE:</b>	March 1, 2010
<b>TO:</b>	Rocky Mount Town Council
<b>FROM:</b>	Linda Woody, Finance Director 
<b>DEPARTMENT:</b>	Finance Department
<b>MONTH:</b>	February Council meeting

This report contains the following monthly information for February 2010 activity:

New businesses obtaining a business license during the month

Investment portfolio from the latest bank statement

Paid bills listings for the month

Revenue comparisons from this fiscal year to last fiscal year

Meals tax collections chart

Local sales tax collections chart

Expenditure comparisons from this fiscal year to last fiscal year

Available contingency funds status

Project to date expenditures on the following capital projects:  
Old Fort Road extension & utility extensions on Old Fort Road  
Cox Industrial Property – Weaver Street Extension  
Uptown Revitalization Project

Utility billing profiles on customers and consumption

Water Customer Cut-off's chart

Utility profiles on water production and wastewater flow

Water accountability reconciliation of finished water gallons pumped vs. metered water gallons consumed from previous month

Water Accountability Percent chart

Customer flow for the Finance Department:

1166 walk-in transactions

1428 drive-thru transactions

1758 mail transactions

**TOWN OF ROCKY MOUNT  
NEW BUSINESS LICENSES  
DURING FEBRUARY 2010**

The following new businesses obtained their business licenses during the month:

**Retail:**

Mattress Depot, 300 Old Franklin Turnpike, retail

**Repairs / Personal Service:**

L & M Daycare, 10 Law St, daycare

Jamie's Hairstylist, 1055 N. Main St, hairstylist

Hair by Missi, 120 Franklin St., hairstylist

**TOWN OF ROCKY MOUNT**  
**Investment Portfolio**  
**at January 31, 2010**

<u>Security</u>	<u>Call Date</u>	<u>Maturity Date</u>	<u>Bond</u>	<u>Market Price</u>	<u>Market Value</u>	<u>Market Yield</u>	<u>Yield to Maturity</u>	<u>Cusip Number</u>	<u>Estimated Annual Interest</u>
FHLM	1/15/2010	1/15/2012	B 170,000	100.055	170,093.50	1.99%	2.00%	3133F22D6	3,400.00
FHLB	2/26/2010	2/26/2013	500,000	100.219	501,095.00	3.65%	3.66%	3133XPTU8	18,300.00
FHLB	3/26/2010	3/26/2012	500,000	100.469	502,345.00	3.43%	3.45%	3133XQDR0	17,250.00
FHLB	4/23/2010	4/23/2013	250,000	100.563	251,407.50	3.67%	3.70%	3133XQL59	9,250.00
FHLB	6/11/2010	6/11/2013	500,000	101.406	507,030.00	4.06%	4.13%	3133XRCK4	20,625.00
FHLB	2/15/2011	8/15/2013	500,000	103.969	519,845.00	4.08%	4.25%	3133XRYD6	21,250.00
FHLB	1/12/2011	1/12/2012	500,000	101.219	506,095.00	2.07%	2.10%	3133XSTA6	10,500.00
FHLB	1/29/2010	1/29/2013	B 100,000	100.031	100,031.00	2.49%	2.50%	3133XSVL9	2,500.00
FHLB	1/26/2012	1/26/2012	500,000	101.531	507,655.00	2.06%	2.10%	3133XSWX2	10,500.00
FHLB	4/29/2010	10/29/2012	325,000	100.375	326,218.75	2.03%	2.04%	3133XTJZO	6,630.00
FHLB	6/22/2010	6/22/2012	325,000	100.688	327,236.00	2.18%	2.20%	3133XTW77	7,150.00
FHLB	7/27/2010	7/27/2012	500,000	100.531	502,655.00	1.98%	2.00%	3133XUAE3	10,000.00
FHLB	7/30/2010	1/30/2013	500,000	100.656	503,280.00	2.11%	2.13%	3133XU6T5	10,625.00
FHLB	10/15/2010	10/15/2013	500,000	99.750	498,750.00	2.50%	2.50%	3133XVEW7	12,500.00
FHLB	4/29/2010	1/29/2015	A 500,000	99.938	499,690.00	2.00%	2.00%	3133XWKT5	10,000.00
FFCB	6/23/2010	6/23/2014	A 500,000	101.063	505,315.00	3.46%	3.50%	31331GZF9	17,500.00
FFCB	3/22/2010	3/22/2013	500,000	100.063	500,315.00	1.99%	3.50%	31331G7H6	10,000.00
FNMA	10 days	5/28/2013	460,000	99.219	456,407.40	2.14%	2.13%	3136FJVD0	9,775.00
FNMA	5/28/2010	5/28/2013	450,000	101.188	455,346.00	4.00%	4.05%	3136F9QJ5	18,225.00
<u>8,080,000</u>					<u>8,140,810.15</u>				<u>225,980.00</u>

Note A This bond replaces one with a 4.69% yield

Note B These bonds were called and have not been replaced yet

<u>Month</u>	<u>LGIP</u>	<u>Effective</u>
	<u>Balance</u>	<u>Yield</u>
Jan-09	560,902.69	1.35%
Feb-09	579,005.18	1.15%
Mar-09	1,134,370.45	1.04%
Apr-09	1,167,202.10	0.89%
May-09	1,310,546.01	0.69%
Jun-09	1,639,593.24	0.56%
Jul-09	1,659,164.36	0.46%
Aug-09	1,742,079.35	0.46%
Sep-09	1,908,529.97	0.39%
Oct-09	1,139,839.97	0.37%
Nov-09	759,140.38	0.33%
Dec-09	779,241.98	0.23%
Jan-10	1,179,824.73	0.22%

Approved on 2/05/2010 for Payments Through 2/02/2010

Vendor Name	Description	Amount
AFLAC	AGENT #J2799	48.00
AGA	ANNUAL MEMBERSHIP DUES	95.00
ANGLE HARDWARE COMPANY INC	5\$ ON US - JANUARY 2010	85.00
APPALACHIAN POWER COMPANY	TOWN ACCOUNTS	9,958.54
AQUIS COMMUNICATIONS INC	ACCT #MV-000306	35.98
ARRINGTON FLOWERS & GIFTS	ARRANGEMENT	69.95
ARRINGTON SPORTS AWARDS	5\$ ON US - JANUARY 2010	15.00
BELCHER GWEN	WATER DEPOSIT REFUND	75.00
BLUE RIDGE COPIER INC	ACCT #TO02	321.58
BRADY JAMES W	WATER DEPOSIT-FINAL BILL	51.16
CARDINAL RUBBER & SEAL INC	CUST ID #101365	24.25
CAVALIER EQUIPMENT CORPORATION	ACCT #180490	5,279.02
CENTER STAGE CATERING INC	5\$ ON US - JANUARY 2010	80.00
CENTRAL OIL	ACCT #01-0500231	7,777.82
CENTURYLINK	TOWN ACCOUNTS	2,260.04
CITIMORTGAGE INC	OVERPAID 2009 RE TAX	98.04
CMC SUPPLY INC	ACCT #5976	617.40
COAST TO COAST SOLUTIONS	CUST ID #CPD24151	344.87
DEE'S HALLMARK SHOP	5\$ ON US - JANUARY 2010	85.00
DOMM JEANETTE	WATER DEPOSIT REFUND	75.00
DUKES ROOT CONTROL INC	CUST #M3459	2,830.20
EARTH ENVIRONMENTAL	UPTWN REV PROJ #RMUT1001	2,202.50
ENVIRONMENTAL RESOURCE	ACCT #T062777	367.15
FEDERAL EXPRESS CORP	ACCT #1454-7807-3	99.82
FERGUSON ENTERPRISES INC	CUST #39375	1,973.73
FOOD EXPRESS INC	REFUND ABATED 2009 PP TX	32.50
FOSTER BARBARA	WATER DEPOSIT-FINAL BILL	48.50
FRANK'S PIZZA	5\$ ON US - JANUARY 2010	75.00
FRANKLIN COUNTY CLERK	NOTARY COMMISSION FEE	10.00
FRANKLIN COUNTY RETAIL	FARMERS MKT MGMT FEE	500.00
FRANKLIN NEWS-POST	ACCT #121002-10	638.36
FRANKLIN WELDING & EQUIPMENT	ACCT #490	58.38
GALL'S INC	ACCT #5418282	534.47
GO AGENCY INC	DESIGN BUD COMM WEBSITE	300.00
IDEAL BUILDING SUPPLY INC	ACCT #201795-000	61.20
LAYMAN'S CONTRACTING INC	WELDED GAS TANK BRACKETS	103.50
LITTLE CAESARS	5\$ ON US - DECEMBER 2009	45.00
LONG LIFE LIGHTING INC	30 - 3S6/C/130 VOLT	27.60
LYNN PHELPS ASSOCIATES	WATER DEPOSIT-FINAL BILL	54.68
MARTIN JAMES D	WATER DEPOSIT-FINAL BILL	47.25
MCDONALDS	5\$ ON US - DECEMBER 2009	135.00
MEADOWS JOHN J	STIPEND FOR SAFETY BOOTS	125.00
MONETA FARM & HOME CARE	ACCT #1988	1,068.85
MOTION INDUSTRIES INC	ACCT #805179-01	168.38
PAGANS STEVE	WATER DEPOSIT-FINAL BILL	2.54
PEKING RESTAURANT	REFUND ABATED 2009 PP TX	12.50
PERDUE EDDIE	WATER DEPOSIT REFUND	75.00
PIZZA KING	5\$ ON US - JANUARY	100.00

TOWN OF ROCKY MOUNT  
2/03/2010 15:11:41

Payments for Publication

TOWN OF ROCKY MOUNT  
GL335R-V06.79 PAGE

Approved on 2/05/2010 for Payments Through 2/02/2010

Vendor Name	Description	Amount
RELIABLE COMPANY, THE	CUST #66148234	360.94
ROCKY MOUNT AUTO REPAIR	INSPECTION-2000 GMC PU	16.00
ROCKY MOUNT SUPPLY CO	CUST #024550	238.33
RSG ENTERPRISES	WATER DEPOSIT REFUND	75.00
SHI INTERNATIONAL CORP	CUST #57537	2,529.80
SINGER ASSOCIATES FIRE	CUST #17161	683.00
SUNAPSYS INC	CUST ID #ROCKYMOUNT	170.00
SUPERIOR RETREAD SERVICE	1-31PMHD TIRE	105.95
THE GRANTS CONNECTION	1YR SUBSCRIPTION-2 USERS	400.00
THOMPSON TIRE	ACCT #04-75480	208.00
THYSSENKRUPP ELEVATOR CORP	ACCT #11179-3026	398.40
TREASURER OF VIRGINIA	CUST #1444000	108.48
TREASURER OF VIRGINIA	OPERATOR LICENSE RENEWAL	320.00
UNIFIRST CORPORATION	CUST #48331	1,661.30
UNIVERSITY OF VIRGINIA	VLGMA WINTER CONFERENCE	245.00
USA BLUEBOOK	ACCT #798518	68.42
USDA RURAL DEVELOPMENT	OVERPAID 2009 RE TAX	81.07
VALEAC	ANNUAL MEMBERSHIP DUES	50.00
VDDA	ANNUAL MEMBERSHIP DUES	125.00
VGFOA	ANNUAL MEMBERSHIP DUES	35.00
VIRGINIA OFFICE SUPPLY INC	ACCT #210100	688.33
VIRGINIA WESTERN	BUSSC 2505-E2 CLASSES	400.00
WADE JR CURTIS L	STIPEND FOR SAFETY BOOTS	125.00
WZBB RADIO - B99.9 FM	ACCT #426	420.00

\*\*

Final Totals... 48,606.78

Approved on 2/19/2010 for Payments Through 2/19/2010

Vendor Name	Description	Amount
A & D FENCE CO INC	REPAIR GATE	75.00
ADVANCE AUTO PARTS	ACCT #6478038100001304	9.00
AFLAC	ACCT #OGJX2	2,165.56
AIRGAS NATIONAL WELDERS	CUST #7677922	84.74
ALLIED CASH ADVANCE LLC	REFUND PART 2009 BUS LIC	995.60
AMERICAN PLUS INC	CUST ID #VARM	264.33
ANGLE HARDWARE COMPANY INC	01/07/10	288.02
ANTHEM BLUE CROSS AND BLUE	GROUP #20886001	45,785.68
APPALACHIAN POWER COMPANY	TOWN ACCOUNTS	22,853.08
ARRINGTON ENTERPRISES INC	5\$ ON US - JANUARY 2010	75.00
ARRINGTON FLOWERS & GIFTS	GET WELL	61.50
BASKET CREATIONS & MORE	5\$ ON US - JANUARY 2010	25.00
BEST WAY INC	CUST ID #VAROC1	58.55
BLUE RIDGE COPIER INC	ACCT #T002	233.36
BURNETT, DAVID M	RMFVD OFFICER STIPEND	75.00
BUSINESS CARD	ACCT #5474974001078809	768.22
CARTER'S FINE JEWELERS INC	5\$ ON US - JANUARY 2010	10.00
CAVALIER EQUIPMENT CORPORATION	ACCT #180490	255.62
CENTRAL OIL	ACCT #01-0500231	5,106.54
CEREBE, JOSEPH P	REIMBURSE BIB OVERALLS	82.98
CHARLES TURPIN LITHOGRAPHERS	BUS CARDS	20.10
CHASE HOME FINANCE LLC	OVERPAID 2009 RE TAX	109.68
CMC SUPPLY INC	ACCT #5976	291.07
COLONIAL LIFE & ACCIDENT INS	BILL CONTROL #E8916546	26.56
COMMUNITY PARTNERSHIP FOR	FY 10 FOOTLIGHTS CONTRIBUTION	3,500.00
CREATIVE FORMS & CONCEPTS INC	UTILITY BILLS	917.56
DAILY GRIND	5\$ ON US - JANUARY 2010	5.00
DELTA DENTAL PLAN OF VIRGINIA	GROUP #00006181-00001112	3,315.76
DIEBOLD	ACCT #004461000	554.00
DMS CLEANING SERVICES INC	CLEAN	1,805.00
DODSON BROS EXTERMINATING	ANNUAL TERMITE-MUN BLDG	105.00
DOMADE INC	30 GAL D-1000	448.50
ERVIN CLIFTON J	REIMBURSE MILES-VML/VACO	215.00
FISHER AUTO PARTS INC	ACCT #729848	294.56
FISHER SCIENTIFIC	ACCT #707405-002	257.43
FIT CLUB LLC	FITNESS MEMBERSHIPS	20.00
FLORA PC, BRUCE A	CRT APPTD ATTY	120.00
FLOWERS BY JONES	SYMPATHY	52.00
FRANKLIN COUNTY PUBLIC	APCO PUBLIC HEARING	140.00
FRANKLIN NEWS-POST	5\$ ON US - JANUARY 2010	30.00
HAYWOODS INC	5\$ ON US - JANUARY 2010	15.00
HD SUPPLY WATERWORKS LTD	ACCT #116728	1,943.55
INTERNATIONAL SALT CO LLC	CUST #00487036	12,225.52
J & J FASHIONS INC	5\$ ON US - JANUARY 2010	65.00
JANNEY PC, TONYA L	CRT APPTD ATTY	240.00
KENTUCKY FRIED CHICKEN	5\$ ON US - JANUARY 2010	105.00
LAYMAN'S CONTRACTING INC	WELDED GATE	130.00
LOWE'S	ACCT #99006344479	150.00

Approved on 2/19/2010 for Payments Through 2/19/2010

Vendor Name	Description	Amount
MINNESOTA LIFE	EMPLOYER CODE: 5-5353	125.86
NAPA AUTO PARTS	ACCT #9000	356.24
PORTER'S AUTOMOTIVE REBUILDERS	REPAIR KIT FOR SNOW PLOW	28.00
RAKES, JEFFREY C	RMFVD OFFICER STIPEND	150.00
REI CONSULTANTS INC	CLIENT ID #ROC009	225.00
ROBERTSON, CHARLES W	RMFVD OFFICER STIPEND	200.00
ROCKY MOUNT TRACTOR	ACCT #TOWNOF	50.00
ROCKYDALE QUARRIES CORPORATION	ACCT #879090	903.85
SAFER NETWORK SOLUTIONS LLC	FEB MONTHLY SERVICES	1,319.28
SHENANDOAH VALLEY WATER &	ACCT #970627	76.20
SINGER ASSOCIATES FIRE	CUST #17161	273.00
STALLION AIR INC	CUST ID#ROCKY MOUNT FIRE	752.21
STAPLES CREDIT PLAN	ACCT #7972820001106418	336.74
STEVE MARTIN'S TRENCHING INC	OAKES-RAKES TAVERN	254,453.70
SUNAPSYS INC	CUST ID #ROCKYMOUNT	207.00
SUPERIOR RETREAD SERVICE	4 COOPER 26570R17	556.00
SUPPLY ROOM COMPANIES	CUST #2053419 DEPT 9275	77.72
SYMBOL ARTS	CUST #00-ROC031	1,074.00
THOMPSON & LITTON INC	LEAK DETECTION STUDY	1,250.00
TILLEY, DAVID A	REIMBURSE SAFETY BOOTS	114.29
TOOLS PLUS INDUSTRIES	20 SAFETY VESTS	450.00
TREASURER OF VIRGINIA - VRS	EMPLOYER CODE: 5-5353	29,474.77
TREASURER OF VIRGINIA - VRS	EMPLOYER CODE: 5-5353	1,393.48
UNITED WAY OF FRANKLIN COUNTY	PAYROLL DED-FEBRUARY 10	16.00
UNIVAR USA INC	CUST #481093	1,512.00
UNIVERSITY OF VIRGINIA	BETR09 TAX RATES	65.00
USA BLUEBOOK	ACCT #798518	85.95
VERIZON WIRELESS	ACCT #221664359-00001	1,434.78
VINTAGE SPA	5\$ ON US - JANUARY 2010	35.00
VIRGINIA OFFICE SUPPLY INC	5\$ ON US - JANUARY 2010	50.00
VUPS INC	35 TRANSMISSIONS	35.00
WAL-MART COMMUNITY	ACCT #6032202040016835	278.88
WILLIAMS SUPPLY INC	CUST #3456	296.87
WOMACK ELECTRIC SUPPLY CO INC	CUST #4086	56.12
WOODROW, JUSTIN P	RMFVD OFFICER STIPEND	75.00
WYTI INC	CLIENT #1-213	400.00
YMCA	FITNESS MEMBERSHIPS-BENE	462.00

\*\*

Final Totals... 405,024.01

**TOWN OF ROCKY MOUNT  
REVENUE COMPARISONS  
AS OF FEBRUARY 28, 2010**

REVENUE SOURCE	MONTH		YEAR TO DATE		BUDGET	% OF
	THIS YEAR	LAST YEAR	THIS YEAR	LAST YEAR	THIS YEAR	BUDGET
						THIS YEAR
<b>GENERAL FUND - Local Revenues:</b>						
Real Estate Tax	225,255	180,377	412,757	281,096	530,719	77.77%
Public Service Tax	-	227	16,624	1,642	26,002	63.93%
Personal Property Tax	33,596	17,995	76,475	39,442	120,544	63.44%
Machinery & Tools Tax	31,335	92,597	90,695	92,597	90,742	99.95%
Penalties on Tax	24	-	1,198	222	3,000	39.94%
Interest on Tax	30	155	1,141	754	1,000	114.07%
Local Sales Tax	13,689	14,837	93,693	101,354	134,000	69.92%
Meals Tax	73,567	79,723	592,938	617,801	980,000	60.50%
Utility Tax	30,974	30,922	185,879	195,762	324,000	57.37%
Cell Phone Tax	-	-	-	-	-	0.00%
Franchise License Tax	-	-	-	-	-	0.00%
Communications Tax	17,355	17,240	115,523	124,682	215,208	53.68%
Decals	9,472	13,136	17,617	22,742	95,700	18.41%
Bank Stock Tax	-	-	-	-	172,312	0.00%
Penalty-Meals Tax	-	195	1,527	3,276	500	305.33%
Interest-Meals Tax	-	14	287	983	-	0.00%
Lodging Tax	4,359	3,888	49,688	45,929	84,700	58.66%
BPOL-Retail	260	1,275	3,395	4,426	211,125	1.61%
BPOL-Professional	(996)	-	4,310	25,426	106,576	4.04%
BPOL-Contractor	30	-	2,961	11,926	18,000	16.45%
BPOL-Repairs/Services	30	30	2,011	4,160	88,536	2.27%
BPOL-Alcoholic Beverages	-	50	(25)	175	550	-4.55%
BPOL-Penalty/Interest	-	5	2,414	2,815	500	482.82%
BPOL-Amusement	-	-	206	-	200	103.00%
BPOL-Utility	-	-	6,741	-	5,415	124.49%
BPOL-Miscellaneous	-	-	1,013	580	3,200	31.66%
Solicitor Permits	-	-	20	-	-	0.00%
Farmer's Market Fees	-	-	920	506	1,500	61.33%
Welcome Center Fees	735	252	2,751	2,983	4,000	0.00%
Depot Management Fees	-	-	-	1,931	-	0.00%
Planning/Zoning Fees	225	691	4,081	9,456	8,500	48.01%
Court Fines	1,533	510	13,933	27,225	30,000	46.44%
Parking Fines	40	130	505	352	450	112.22%
Interest Earnings	12,000	26,205	126,991	201,850	246,744	51.47%
Return Check Fees	40	20	400	560	720	55.56%
Rental of Property	-	-	420	420	420	100.00%
Sale of Materials	-	-	-	50	-	0.00%
Sale of Property	-	86	3,763	4,272	6,000	0.00%
Grave Preparation	-	-	-	500	1,000	0.00%
Security Services	-	-	3,540	1,920	1,500	236.00%
Police Reports	142	174	839	982	1,200	69.92%
Garbage Collection Fees	7,398	7,365	59,017	51,058	88,900	66.39%
Truck Rental Program	20	10	270	360	300	90.00%
Miscellaneous Services	-	280	337	445	100	337.18%
Donations	-	-	2,550	1,615	-	0.00%
Merchandise Sales	-	-	30	-	-	0.00%
Miscellaneous	-	4	1,319	11,177	492	268.14%
Curb & Gutter Recoveries	-	-	-	-	-	0.00%
Recoveries	8,040	5,361	8,527	5,379	-	0.00%
Bond Proceeds	-	-	-	-	-	0.00%
Appropriated Fund Balance	-	-	-	-	-	0.00%
<b>Total Local Revenues</b>	<b>469,153</b>	<b>493,755</b>	<b>1,909,281</b>	<b>1,900,834</b>	<b>3,604,355</b>	<b>52.97%</b>

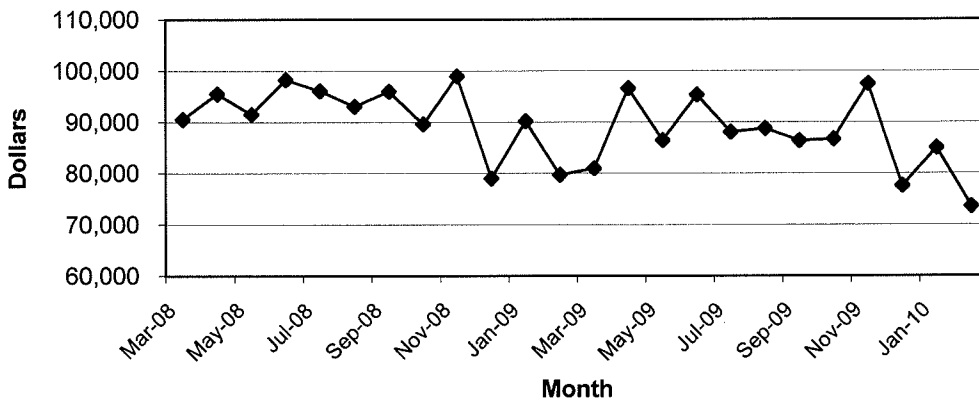
**TOWN OF ROCKY MOUNT  
REVENUE COMPARISONS  
AS OF FEBRUARY 28, 2010**

REVENUE SOURCE	MONTH		YEAR TO DATE		BUDGET	% OF
	THIS YEAR	LAST YEAR	THIS YEAR	LAST YEAR	THIS YEAR	BUDGET
						THIS YEAR
<b>GENERAL FUND - State Revenues:</b>						
ABC Profits	-	-	-	-	-	0.00%
Wine Tax	-	-	-	-	-	0.00%
Rolling Stock Tax	-	-	3,222	2,946	2,167	148.66%
Litter Tax	-	-	2,169	2,699	2,429	89.30%
Other Categorical Aid	-	-	-	15,090	5,000	0.00%
Fire Programs	-	-	11,218	11,065	10,000	112.18%
PPTRA from the State	-	-	53,860	53,860	53,861	100.00%
School Resource Officer	-	-	30,256	30,256	60,512	50.00%
Local Law Enforcement	-	-	2,051	1,720	-	0.00%
DMV Mini Grants	4,775	-	15,724	9,647	5,000	314.48%
Street Maintenance	-	-	539,837	531,817	1,063,633	50.75%
Volunteer Fire Dept.	-	7,500	15,250	22,575	30,000	50.83%
Law Enforcement-599 Funds	-	-	59,185	65,600	124,103	47.69%
Police Grants	-	-	14,248	-	-	0.00%
FEMA Grant	-	-	-	166,250	166,250	0.00%
Va. Commission of the Arts Grant	-	-	-	-	-	0.00%
County Reimbursements	1,225	-	12,959	-	15,000	86.40%
Appropriated Fund Balance	-	-	-	-	145,150	0.00%
<b>Total State Revenues</b>	<b>6,000</b>	<b>7,500</b>	<b>759,979</b>	<b>913,525</b>	<b>1,683,105</b>	<b>45.15%</b>
<b>TOTAL GENERAL FUND REVENUES</b>	<b>475,152</b>	<b>501,255</b>	<b>2,669,260</b>	<b>2,814,359</b>	<b>5,287,460</b>	<b>50.48%</b>
<b>UTILITY FUND REVENUES:</b>						
Water Sales	89,251	85,182	624,274	648,661	1,138,229	54.85%
gallons billed	17,873,846	17,041,334	160,195,660	178,644,751		
Water Connections	1,250	9,946	31,240	32,860	45,000	69.42%
Reconnect Fees	125	45	1,785	2,210	4,475	39.89%
Penalties	2,156	2,096	12,318	13,082	19,000	64.83%
Bulk Water Purchases	21	(69)	589	6,193	7,500	7.85%
County Bulk Water Sales	1,835	960	8,024	6,094	10,557	76.00%
Sewer Collection Charges	51,439	51,172	393,142	407,678	725,130	54.22%
gallons billed	14,557,160	13,995,196	129,084,701	154,588,834		
Sewer Connections	1,250	10,830	18,000	15,530	35,250	51.06%
Leachate Collection Charges	-	-	-	-	-	0.00%
Cell Tower Rent	1,818	1,814	26,098	22,766	45,473	57.39%
Bond Proceeds	-	-	466,368	20,807	748,895	62.27%
Grant Proceeds	295	-	4,972	-	4,919	101.07%
Meals Tax Transfer	-	-	497,078	514,278	497,078	100.00%
Recoveries	-	-	375	-	-	0.00%
Appropriated Fund Balance	-	-	-	-	827,918	0.00%
<b>TOTAL UTILITY FUND REVENUES</b>	<b>149,440</b>	<b>161,975</b>	<b>2,084,262</b>	<b>1,690,158</b>	<b>4,109,424</b>	<b>50.72%</b>
<b>CAPITAL PROJECTS REVENUES:</b>						
CBDG Grant - Uptown	-	-	-	-	226,500	0.00%
TEA-21 Grant - Uptown	-	-	-	-	405,000	0.00%
County Contribution - Uptown	-	-	-	-	8,800	0.00%
County Contribution - Cox Road	100,000	-	100,000	-	100,000	100.00%
VDOT Grant - Cox Road	-	-	334,000	-	334,000	100.00%
Tobacco Grant - Cox Road	-	-	280,773	-	570,000	49.26%
Bonds / Loans - Oaks Project	-	-	159,856	-	11,521	1387.52%
VDOT Grant - Oaks Road	34,248	-	70,403	-	318,779	22.09%
Appropriated Fund Balance	-	-	-	-	1,524,886	0.00%
<b>TOTAL CAPITAL PROJECTS REVENUES</b>	<b>134,248</b>	<b>-</b>	<b>945,033</b>	<b>-</b>	<b>3,499,486</b>	<b>27.00%</b>
<b>8 months of the 12 months of the fiscal year</b>						<b>66.67%</b>

**TOWN OF ROCKY MOUNT  
MEALS TAX COLLECTIONS**

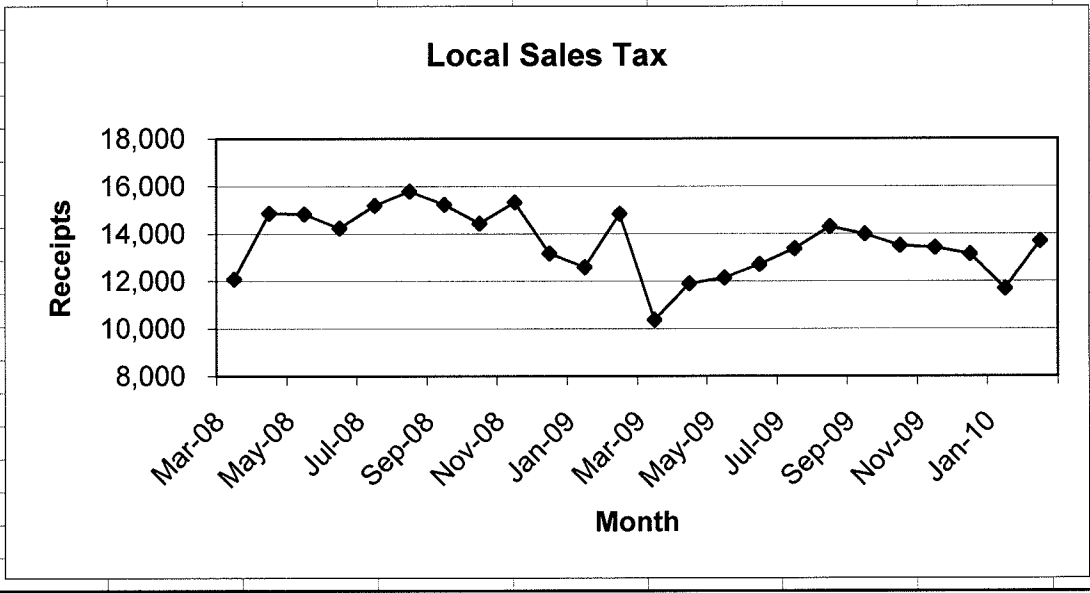
Month	Collections
Mar-08	90,458
Apr-08	95,511
May-08	91,466
Jun-08	98,265
Jul-08	96,026
Aug-08	93,027
Sep-08	95,983
Oct-08	89,602
Nov-08	98,902
Dec-08	79,012
Jan-09	90,173
Feb-09	79,723
Mar-09	80,961
Apr-09	96,519
May-09	86,402
Jun-09	95,267
Jul-09	88,009
Aug-09	88,734
Sep-09	86,316
Oct-09	86,665
Nov-09	97,438
Dec-09	77,604
Jan-10	84,988
Feb-10	73,567

**Meals Tax Collections**



Town of Rocky Mount  
Local Sales Tax

Mar-08	12,092
Apr-08	14,857
May-08	14,825
Jun-08	14,231
Jul-08	15,191
Aug-08	15,779
Sep-08	15,228
Oct-08	14,423
Nov-08	15,326
Dec-08	13,173
Jan-09	12,589
Feb-09	14,837
Mar-09	10,373
Apr-09	11,903
May-09	12,147
Jun-09	12,705
Jul-09	13,366
Aug-09	14,286
Sep-09	13,976
Oct-09	13,490
Nov-09	13,411
Dec-09	13,145
Jan-10	11,695
Feb-10	13,689



**TOWN OF ROCKY MOUNT  
EXPENDITURE COMPARISONS  
AS OF FEBRUARY 28, 2010**

ACTIVITY	MONTH		YEAR TO DATE		BUDGET	% OF
	THIS YEAR	LAST YEAR	THIS YEAR	LAST YEAR	THIS YEAR	BUDGET
						THIS YEAR
<b>GENERAL FUND:</b>						
Mayor & Council	3,463	8,979	59,687	72,374	94,276	63.31%
Town Manager	14,501	13,549	117,057	125,627	178,687	65.51%
Town Attorney	-	2,844	15,700	21,964	39,040	40.21%
Finance Department	16,529	20,478	182,475	183,888	299,687	60.89%
Electorial Board	-	-	-	-	3,900	0.00%
Police Department	100,101	109,075	875,547	1,016,060	1,435,067	61.01%
Volunteer Fire Dept.	4,081	7,467	51,471	337,444	109,287	47.10%
Public Works Admin.	893	1,269	10,999	9,356	14,640	75.13%
Street Lights	282	4,228	55,083	54,039	81,300	67.75%
Traffic Control & Parking	10,257	1,505	148,215	58,333	50,491	293.55%
Streets	29,629	34,753	362,363	339,071	870,808	41.61%
Sidewalks & Curbs	-	-	661	5,078	6,930	9.54%
Old Fort Road Extension	198,593	-	451,068	-	-	0.00%
Street Cleaning	807	1,301	14,973	10,492	18,805	79.62%
Refuse Collection	12,830	8,746	98,560	96,444	135,699	72.63%
Snow Removal	34,786	372	63,909	5,051	16,380	390.16%
Municipal Building	4,598	4,230	47,606	45,339	60,949	78.11%
Emergency Services Bldg.	4,396	6,726	44,643	28,488	60,119	74.26%
Public Works Building	1,787	1,426	10,944	8,980	14,600	74.96%
Cemetery	506	116	6,975	7,844	12,736	54.76%
Playgrounds	285	388	17,421	15,330	54,726	31.83%
Celeste Park	-	-	26,016	4,720	-	0.00%
Gilley's Park	-	-	7,665	-	-	0.00%
Pigg River Heritage Trail	-	-	3,878	19,345	-	0.00%
Planning & Zoning	7,156	10,538	63,865	110,608	157,233	40.62%
Community Development	14,115	16,311	128,955	104,131	211,322	61.02%
Citizen's Square	988	448	7,152	6,170	15,490	46.17%
Hospitality Center	1,771	1,039	10,259	18,400	19,496	52.62%
Main Street Program	4,614	-	36,720	-	47,823	76.78%
<b>Non-Departmental:</b>						
Wages & Fringes	1,259	6,800	14,137	17,755	50,217	28.15%
Employee Wellness Program	-	1,592	1,025	8,726	17,000	6.03%
Employee Drug Testing	-	-	584	-	-	0.00%
Insurance	-	-	67,068	70,956	72,375	92.67%
Contributions to Others	-	-	24,700	54,500	41,700	59.23%
Debt Service-Principal	-	-	77,526	75,068	134,766	57.53%
Debt Service-Interest	-	-	99,390	103,144	138,134	71.95%
Transfer to Utility Fund	-	-	497,078	514,278	497,078	100.00%
Transfer to Capital Proj. Fund	-	-	-	100,000	-	0.00%
Contingency	-	-	-	-	33,000	0.00%
<b>TOTAL GENERAL FUND EXPENDITURES</b>	<b>468,228</b>	<b>264,179</b>	<b>3,701,374</b>	<b>3,649,002</b>	<b>4,993,761</b>	<b>74.12%</b>

**TOWN OF ROCKY MOUNT  
EXPENDITURE COMPARISONS  
AS OF FEBRUARY 28, 2010**

ACTIVITY	MONTH		YEAR TO DATE		BUDGET	% OF
	THIS YEAR	LAST YEAR	THIS YEAR	LAST YEAR	THIS YEAR	BUDGET THIS YEAR
<b>WATER &amp; SEWER FUND:</b>						
Water System Operation	8,573	20,259	102,169	170,312	266,268	38.37%
Meter Reading	2,635	4,039	19,142	21,977	37,094	51.60%
Water Plant	37,261	53,861	349,186	349,192	528,101	66.12%
Water Loss Study	1,250	-	17,000	-	-	0.00%
Morgan's Drive Water Line Replacement	-	-	-	-	-	0.00%
Windsor Drive Water Line Improvement	-	-	-	15,177	-	0.00%
Oaks / Fralin Development Sewer Line	55,861	954	410,735	12,262	-	0.00%
Oaks / Fralin Development Water Line	-	-	3,853	-	-	0.00%
Grayson St. Sewer Line	-	-	-	13,965	-	0.00%
State Street Sewer Relocation	-	14,768	-	59,539	-	0.00%
Wastewater System Operation	9,613	13,696	63,351	48,092	176,665	35.86%
Wastewater Treatment Plant	26,756	31,176	214,278	201,937	362,393	59.13%
Wilson St. Sewer Line	-	-	-	-	-	0.00%
Weaver St. Sewer Line	-	-	15,022	-	-	0.00%
Scott St. Sewer Line	-	1,649	-	8,106	-	0.00%
Green Meadow Sewer Repairs	-	-	-	-	5,000	0.00%
Powder Creek Sewer Repairs	-	-	-	-	8,000	0.00%
Utility Billing & Administration	8,839	8,343	69,572	71,184	131,204	53.03%
<b>Non-Departmental:</b>						
Wages & Fringes	-	-	1,749	7,468	6,567	26.64%
Employee Wellness Program	-	-	-	-	-	0.00%
Insurance	-	-	22,184	23,652	24,125	91.95%
Debt Service-Principal	-	-	318,464	308,947	671,709	47.41%
Debt Service-Interest	-	-	91,410	94,790	329,754	27.72%
Transfer to Capital Projects Fund	-	-	-	72,550	-	0.00%
Contingency	-	-	-	-	66,362	0.00%
Depreciation	-	-	-	-	755,368	0.00%
<b>TOTAL WATER &amp; SEWER FUND EXPENSES</b>	<b>150,788</b>	<b>148,746</b>	<b>1,698,114</b>	<b>1,479,149</b>	<b>3,368,610</b>	<b>50.41%</b>
<b>CAPITAL IMPROVEMENTS FUND:</b>						
Needmore Housing Grant	63	19,283	5,655	45,829	-	0.00%
Uptown Redevelopment Project	2,203	-	84,123	16,854	2,065,186	4.07%
Industrial Park - Access Road	-	1,684	494,704	162,573	-	0.00%
<b>TOTAL CAPITAL PROJECTS EXPENDITURES</b>	<b>2,266</b>	<b>20,967</b>	<b>584,482</b>	<b>225,256</b>	<b>2,065,186</b>	<b>0.00%</b>
8 months of the 12 month fiscal year						66.67%

TOWN OF ROCKY MOUNT  
CONTINGENCY FUNDS  
FISCAL YEAR 2010

	<u>GENERAL FUND</u>	<u>UTILITY FUND</u>
BUDGETED CONTINGENCY	33,000	66,362
COMMITTED:		
10/12/09 - cryptosporidium testing		(10,000)
2/8/10 -- sidewalk grinder	(8,500)	
PENDING:		
3/10/10 -- "5 on Us" campaign	(24,500)	
3/10/10 -- WTP safety improvements		(29,524)
 AVAILABLE CONTINGENCY FUND BALANCE	<u>-</u>	<u>26,838</u>
Available / (overexpended)		

TOWN OF ROCKY MOUNT  
 THE OAKS AT RAKES TAVERN  
 THROUGH 2/28/10

	<u>Budget</u>	<u>Actual Expenditures</u>		<u>Variance</u>
		<u>Month</u>	<u>Project to Date</u>	<u>fav / (unfav)</u>
Sewer Extension (02.5403)	921,501.00	55,860.95	657,145.45	264,355.55
Water Extension (02.5404)	23,700.00	-	3,852.50	19,847.50
Street Extension (01.4113)	330,300.00	198,592.75	451,068.16	(120,768.16)
<b>PROJECT TOTALS</b>	<u><u>1,275,501.00</u></u>	<u><u>254,453.70</u></u>	<u><u>1,112,066.11</u></u>	<u><u>163,434.89</u></u>

TOWN OF ROCKY MOUNT  
COX INDUSTRIAL PROPERTY IMPROVEMENTS  
THROUGH 2/28/10

	<u>Budget</u>	<u>Expenditures</u>		<u>Variance</u>
		<u>This</u>	<u>Project</u>	<u>fav / (unfav)</u>
		<u>Month</u>	<u>To Date</u>	
Transload Facility (04.8117):				
Tobacco Grant	330,240	-	271,500	58,740
Town Share	52,260	-	21,598	30,662
<b>Total Transload Project</b>	<b><u>382,500</u></b>	<b>-</b>	<b><u>293,098</u></b>	<b><u>89,402</u></b>
Access Road (04.8118):				
Tobacco Grant	570,000	-	110,378	459,622
VDOT Grant	334,000	-	325,733	8,267
County Share	100,000	-	-	100,000
Town Share	100,000	-	250	99,750
	<b><u>1,104,000</u></b>	<b>-</b>	<b><u>436,360</u></b>	<b><u>667,640</u></b>

TOWN OF ROCKY MOUNT								
UPTOWN REVITILIZATION PROJECT (04.3460)								
THROUGH 2/28/10								
PROJECT TO DATE EXPENSES BY FUNDING SOURCES:								
UPTOWN PROJECT	EXPENSES						TOTAL	VARIANCE
CATEGORY:	BUDGET	THIS MONTH	CDBG	VDOT	TOWN	PRIVATE	EXPENDITURES	fav / (unfav)
Administration	80,000		33,406		96,961		130,367	(50,367)
Water Lines	59,000						-	59,000
Drainage	95,750						-	95,750
Streetscapes	652,728	2,203	10,862	12,647	74,453		97,961	554,767
Marketing	12,500		1,989		53		2,042	10,458
Warren Street	73,950		3,187		37,609		40,796	33,154
West Church Street	100,000		2,998		35,776		38,774	61,226
South Main Street	219,410		4,327		35,777		40,104	179,306
Court St. Parking	204,250			-			-	204,250
Façade Program	308,000		33,850				33,850	274,150
Loan Pool	110,000						-	110,000
Housing Rehab	149,598		110,579			5,200	115,779	33,819
<b>TOTAL PROJECT</b>	<b>2,065,186</b>	<b>2,203</b>	<b>201,196</b>	<b>12,647</b>	<b>280,629</b>	<b>5,200</b>	<b>499,672</b>	<b>1,565,514</b>
							499,672	1,565,514
FUNDING CAP FROM OUTSIDE AGENCIES			666,648	405,000		140,000	1,211,648	
REMAINING FUNDS FROM OUTSIDE AGENCIES			465,452	392,353		134,800	992,605	

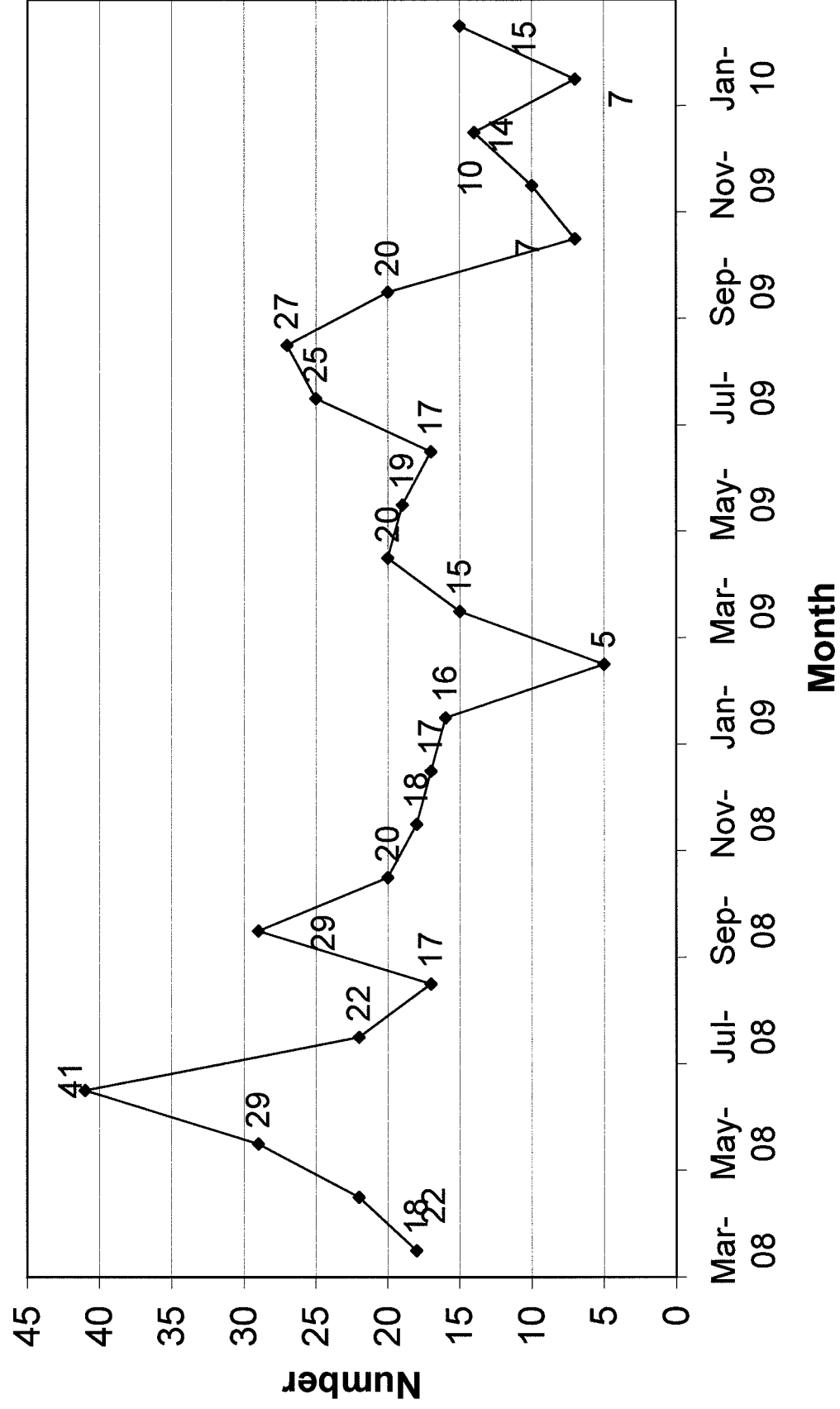
TOWN OF ROCKY MOUNT  
 UTILITY BILLING  
 WATER CONSUMPTION PERCENTAGES  
 FOR THE MONTH OF FEBRUARY 2010

	TOTAL METERS	TOTAL GALLONS	TOTAL REVENUES	% METERS	% GALLONS	% REVENUES
<b>IN-TOWN CUSTOMERS</b>						
RESIDENTIAL	1,750	6,143,413	\$ 27,897	63%	34%	33%
COMMERCIAL	294	5,038,009	\$ 19,343	11%	28%	23%
INDUSTRIAL	42	4,115,772	\$ 13,302	2%	23%	16%
<b>TOTAL</b>	<b>2,086</b>	<b>15,297,194</b>	<b>\$ 60,542</b>	<b>75%</b>	<b>86%</b>	<b>72%</b>
<b>OUT-OF-TOWN CUSTOMERS</b>						
RESIDENTIAL	643	2,193,663	\$ 19,796	23%	12%	24%
COMMERCIAL	44	374,989	\$ 3,386	2%	2%	4%
INDUSTRIAL	1	8,000	\$ 56	0%	0%	0%
<b>TOTAL</b>	<b>688</b>	<b>2,576,652</b>	<b>\$ 23,238</b>	<b>25%</b>	<b>14%</b>	<b>28%</b>
				<b>100%</b>	<b>100%</b>	<b>100%</b>
<b>GRAND TOTAL (ALL CUSTOMERS)</b>						
RESIDENTIAL	2,393	8,337,076	\$ 47,694	86%	47%	57%
COMMERCIAL	338	5,412,998	\$ 22,729	12%	30%	27%
INDUSTRIAL	43	4,123,772	\$ 13,358	2%	23%	16%
<b>TOTAL</b>	<b>2,774</b>	<b>17,873,846</b>	<b>\$ 83,781</b>	<b>100%</b>	<b>100%</b>	<b>100%</b>

TOWN OF ROCKY MOUNT  
 UTILITY BILLING  
 PERCENT CONSUMPTION & PERCENT REVENUE  
 PER CUSTOMER CLASS  
 FISCAL YEAR 2010

Month	In Town								Out of Town							
	Residential		Commercial		Industrial		Total		Residential		Commercial		Industrial		Total	
	% Gal.	% Rev.	% Gal.	% Rev.	% Gal.	% Rev.	% Gal.	% Rev.	% Gal.	% Rev.	% Gal.	% Rev.	% Gal.	% Rev.	% Gal.	% Rev.
Jul-09	37%	35%	31%	25%	18%	13%	85%	73%	12%	24%	2%	4%	0%	0%	15%	27%
Aug-09	36%	34%	27%	22%	21%	15%	84%	71%	13%	24%	2%	4%	0%	0%	16%	29%
Sep-09	33%	32%	28%	23%	25%	18%	85%	73%	13%	23%	2%	4%	0%	0%	15%	27%
Oct-09	34%	33%	30%	25%	22%	16%	86%	74%	12%	22%	2%	4%	0%	0%	14%	26%
Nov-09	33%	32%	30%	24%	22%	16%	86%	73%	12%	24%	2%	4%	0%	0%	14%	27%
Dec-09	37%	35%	29%	24%	19%	13%	85%	71%	13%	24%	2%	4%	0%	0%	15%	29%
Jan-10	38%	35%	27%	22%	19%	13%	84%	71%	14%	25%	2%	4%	0%	0%	16%	29%
Feb-10	34%	33%	28%	23%	23%	16%	86%	72%	12%	24%	2%	4%	0%	0%	14%	28%
Mar-10																
Apr-10																
May-10																
Jun-10																
Average	35%	34%	29%	24%	21%	15%	85%	72%	13%	24%	2%	4%	0%	0%	15%	28%

# Number of Water Cut-offs



**TOWN OF ROCKY MOUNT**

**UTILITY PROFILE**

**FISCAL YEAR 2010**

Month	Manhours	Raw Water Drawn	Monthly Avg. % of capacity	Finished water Treated	Monthly Avg. % of capacity	Total Water Gallons Billed (A)	Pct. Account ed	Connections	Wastewater Monthly Flow	Monthly Avg. % of Capacity	Total Sewer Gallons Billed	Pct. Account ed
Jul-09	325.50	28,100,000	45.32%	27,040,000	43.61%	20,888,643	77.25%	2,767	19,716,000	31.80%	16,262,894	82.49%
Aug-09	325.50	27,800,000	44.84%	27,600,000	44.52%	21,152,173	76.64%	2,773	18,662,000	30.10%	16,803,132	90.04%
Sep-09	309.00	27,100,000	45.17%	26,300,000	43.83%	21,001,401	79.85%	2,766	18,510,000	30.85%	17,112,010	92.45%
Oct-09	310.00	27,000,000	43.55%	26,400,000	42.58%	20,280,922	76.82%	2,771	18,724,000	30.20%	16,650,950	88.93%
Nov-09	312.00	25,610,000	42.68%	24,060,000	40.10%	17,972,145	74.70%	2,778	31,140,000	51.90%	14,659,195	47.08%
Dec-09	354.00	24,610,000	39.69%	24,040,000	38.77%	21,575,475	89.75%	2,776	39,153,000	63.15%	16,434,715	41.98%
Jan-10	352.00	26,590,000	42.89%	25,740,000	41.52%	18,746,146	72.83%	2,774	34,999,000	56.45%	14,557,160	41.59%
Feb-10	320.00	23,900,000	42.68%	23,300,000	41.61%				31,948,000	57.05%		
Mar-10			0.00%		0.00%					0.00%		
Apr-10			0.00%		0.00%					0.00%		
May-10			0.00%		0.00%					0.00%		
Jun-10			0.00%		0.00%					0.00%		
AVG.	326.00	26,338,750	43.35%	25,560,000	42.07%	20,230,986	78.26%	2,772	26,606,500	43.94%	16,068,579	69.22%

NOTE (A): "Water gallons billed" will be one month behind "Finished water treated". For example: Finished water treated for July will be read by the meter readers in the first week of August and then billed at the end of August.

TOWN OF ROCKY MOUNT  
WATER ACCOUNTABILITY  
January-10

Water Plant Finished Water Pumped		<u>25,740,000</u>
Water Consumption Billed	18,746,146	*
Meters Read and Not Billed	1,116,880	*
Water Obtained from Water Plant (to bill)	-	
Water Obtained from Public Works Hydrant (to bill)	-	
Flusing Water Lines by Public Works	-	
Flushing Water Lines by Water Plant	20,000	
Flow Meter Checks at Hydrants	-	
Filling Water Tanks	-	
Filling Fire Truck Water Tanks	-	
Grand Total of Water Metered / Consumed / Tracked		<u>19,883,026</u>
Percent Finished Water Accounted		77.25%

\* 1/2 are estimated due to snow & ice cover

TOWN OF ROCKY MOUNT				
WATER ACCOUNTABILITY				
FISCAL YEAR 2010				
		Total		
	Finished	Water		
	Water	Gallons	Percent	Gallons
Month	Treated	Metered	Accounted	Variance
Jul-09	27,040,000	23,030,643	85.17%	4,009,357
Aug-09	27,600,000	23,204,473	84.07%	4,395,527
Sep-09	26,300,000	23,350,421	88.78%	2,949,579
Oct-09	26,400,000	22,803,547	86.38%	3,596,453
Nov-09	24,060,000	20,641,455	85.79%	3,418,545
Dec-09	24,040,000	21,575,475	89.75%	2,464,525
Jan-10	25,740,000	19,883,026	77.25%	5,856,974 *
Feb-10				-
Mar-10				-
Apr-10				-
May-10				-
Jun-10				-
AVG.	30,196,667	25,748,173	99.53%	4,448,493
TOTAL	181,180,000	154,489,040		
	Avg. Percent Unaccounted =		0.47%	
	Percent Accounted =		99.53%	
* 1/2 are estimated due to snow & ice cover				

# Water Accountability %

