

MONTHLY STAFF REPORT

DATE:	May 4, 2010
TO:	Rocky Mount Town Council
FROM:	Linda Woody, Finance Director <i>LWoody</i>
DEPARTMENT:	Finance Department
MONTH:	May Council meeting

This report contains the following monthly information for April 2010 activity:

New businesses obtaining a business license during the month

Investment portfolio from the latest bank statement

Paid bills listings for the month

Revenue comparisons from this fiscal year to last fiscal year

Meals tax collections chart

Local sales tax collections chart

Expenditure comparisons from this fiscal year to last fiscal year

Available contingency funds status

Project to date expenditures on the following capital projects:
Old Fort Road extension & utility extensions on Old Fort Road
Cox Industrial Property – Weaver Street Extension
Uptown Revitalization Project

Utility billing profiles on customers and consumption

Water Customer Cut-off's chart

Utility profiles on water production and wastewater flow

Water accountability reconciliation of finished water gallons pumped vs. metered water gallons consumed from previous month

Water Accountability Percent chart

Customer flow for the Finance Department:
1309 walk-in transactions
1815 drive-thru transactions
706 mail transactions

**TOWN OF ROCKY MOUNT
NEW BUSINESS LICENSES
DURING APRIL 2010**

The following new businesses obtained their business licenses during the month:

Contractor:

Magill Construction Inc., 135 Brookshire, construction 257 Cornell
DDP Roofing Services, Inc., roofing on CVS

Repairs:

Cabinet Medic, 230 Diamond Ave, cabinetry repair

TOWN OF ROCKY MOUNT
Investment Portfolio
at March 31, 2010

Security	Call Date	Maturity Date	Bond	Market Price	Market Value	Market Yield	Yield to Maturity	Cusip Number	Estimated Annual Interest
FHLM	1/15/2010	1/15/2012	170,000	100.055	170,093.50	1.99%	2.00%	3133F22D6	3,400.00
FHLB	3/10/2011	9/10/2014	A 500,000	100.122	500,610.00	2.62%	2.63%	3128X9C65	13,125.00
FHLB	4/23/2010	4/23/2013	250,000	100.125	250,312.50	3.69%	3.70%	3133XQL59	9,250.00
FHLB	6/11/2010	6/11/2013	500,000	100.719	503,595.00	4.09%	4.13%	3133XRCK4	20,625.00
FHLB	2/15/2011	8/15/2013	500,000	103.375	516,875.00	4.11%	4.25%	3133XRYD6	21,250.00
FHLB	1/12/2011	1/12/2012	500,000	101.094	505,470.00	2.07%	2.10%	3133XSTA6	10,500.00
FHLB	1/26/2012	1/26/2012	500,000	101.406	507,030.00	2.07%	2.10%	3133XSWX2	10,500.00
FHLB	4/29/2010	10/29/2012	325,000	100.125	325,406.25	2.03%	2.04%	3133XTJZO	6,630.00
FHLB	6/22/2010	6/22/2012	325,000	100.406	326,319.50	2.19%	2.20%	3133XTW77	7,150.00
FHLB	7/27/2010	7/27/2012	500,000	100.406	502,030.00	1.99%	2.00%	3133XUAE3	10,000.00
FHLB	7/30/2010	1/30/2013	500,000	100.438	502,190.00	2.11%	2.13%	3133XU6T5	10,625.00
FHLB	10/15/2010	10/15/2013	500,000	99.938	499,690.00	2.50%	2.50%	3133XVEW7	12,500.00
FHLB	4/29/2010	1/29/2015	500,000	100.125	500,625.00	1.99%	2.00%	3133XWKT5	10,000.00
FHLB	2/25/2011	11/25/2013	270,000	99.688	269,157.60	2.08%	2.08%	3133XWZN2	5,616.00
FHLB	9/10/2010	3/10/2014	A 500,000	99.406	497,030.00	2.46%	2.45%	3133XXFG7	12,250.00
FFCB	6/23/2010	6/23/2014	500,000	100.750	503,750.00	3.47%	3.50%	31331GZF9	17,500.00
FFCB	3/22/2010	3/22/2013	500,000	99.844	499,220.00	2.00%	3.50%	31331G7H6	10,000.00
FNMA	10 days	5/28/2013	460,000	99.688	458,564.80	2.13%	2.13%	3136FJVD0	9,775.00
FNMA	5/28/2010	5/28/2013	450,000	100.563	452,533.50	4.02%	4.05%	3136F9QJ5	18,225.00
			8,250,000		8,290,502.65				218,921.00

Note A These bonds replace called bonds with yields of 3.66% and 3.45%

	Month	LGIP Balance	Effective Yield
	Mar-09	1,134,370.45	1.04%
	Apr-09	1,167,202.10	0.89%
	May-09	1,310,546.01	0.69%
	Jun-09	1,639,593.24	0.56%
	Jul-09	1,659,164.36	0.46%
	Aug-09	1,742,079.35	0.46%
	Sep-09	1,908,529.97	0.39%
	Oct-09	1,139,839.97	0.37%
	Nov-09	759,140.38	0.33%
	Dec-09	779,241.98	0.23%
	Jan-10	1,179,824.73	0.22%
	Feb-10	1,236,914.62	0.22%
	Mar-10	1,547,592.59	0.23%

TOWN OF ROCKY MOUNT
4/08/2010 10:43:41

Payments for Publication

TOWN OF ROCKY MOUNT
GL335R-V07.00 PAGE

Approved on 3/31/2010 for Payments Through 3/31/2010

Vendor Name	Description	Amount
ACCURINT	CONTRACT FEE FOR 2010	504.00
BB&T	TRANSFER TO PAYROLL	125,000.00
BOITNOTT, JOHN T	PROF SERVICES THRU 2/28	3,441.25
CARS FINANCIAL INC	PAYROLL DED	602.23
CENTER STAGE CATERING INC	CATERED UPTWN GRNDBR KING	550.00
CONNELLY TRUSTEE, REBECCA B	PAYROLL DED	784.62
FRANKLIN CO CLERK	UPTOWN EASEMENT DEEDS	673.28
ICMA-RC VANTAGEPOINT TRANSFER	PAYROLL DED	729.02
POSTMASTER	MARCH 31, 2010 BILLING	604.16
TREASURER OF VIRGINIA	PAYROLL DED	200.24
VIRGINIA CREDIT UNION INC	PAYROLL DED	1,072.00
VIRGINIA DOWNTOWN	LUNCHEON 04/01/10	60.00

**

Final Totals... 134,220.80

Approved on 4/13/2010 for Payments Through 3/31/2010

Vendor Name	Description	Amount
ALTICE, BARRY O	FY 10 3RD QTR FIRE CALLS	90.00
ALTICE, WILLIAM D	FY 10 3RD QTR FIRE CALLS	660.00
BURLINGTON, JOSHUA E	FY 10 3RD QTR FIRE CALLS	420.00
BURNETT, DAVID M	FY 10 3RD QTR FIRE CALLS	110.00
CHITWOOD, ULIS N	FY 10 3RD QTR FIRE CALLS	380.00
CLEMENTS, DAVID K	FY 10 3RD QTR FIRE CALLS	140.00
GARLAND, RICHARD B	FY 10 3RD QTR FIRE CALLS	540.00
GORE, RICHARD A	FY 10 3RD QTR FIRE CALLS	270.00
HODGES, JOHN R	FY 10 3RD QTR FIRE CALLS	270.00
HODGES, THEODORE R	FY 10 3RD QTR FIRE CALLS	470.00
KING JR, EUGENE R	FY 10 3RD QTR FIRE CALLS	520.00
KING, MATTHEW R	FY 10 3RD QTR FIRE CALLS	310.00
MCCARTY, JEFFREY A	FY 10 3RD QTR FIRE CALLS	420.00
MITCHELL, RONALD K	FY 10 3RD QTR FIRE CALLS	20.00
PERDUE, CHAD T	FY 10 3RD QTR FIRE CALLS	260.00
PUGH, BURTON G	FY 10 3RD QTR FIRE CALLS	320.00
RAKES, JEFFREY C	FY 10 3RD QTR FIRE CALLS	280.00
RENICK, MATTHEW M	FY 10 3RD QTR FIRE CALLS	170.00
ROBERTSON, CHARLES W	FY 10 3RD QTR FIRE CALLS	330.00
SIGMON, SETH P	FY 10 3RD QTR FIRE CALLS	370.00
SMITH, JEREMY D	FY 10 3RD QTR FIRE CALLS	200.00
WARE, GEORGE C	FY 10 3RD QTR FIRE CALLS	70.00
WHITT, JODY R	FY 10 3RD QTR FIRE CALLS	360.00
WILCOX, HERBERT T	FY 10 3RD QTR FIRE CALLS	630.00
WOODROW, JUSTIN P	FY 10 3RD QTR FIRE CALLS	590.00
YOUNG, DAVID F	FY 10 3RD QTR FIRE CALLS	170.00

**

Final Totals... 8,370.00

Approved on 4/16/2010 for Payments Through 4/13/2010

Vendor Name	Description	Amount
AIRGAS NATIONAL WELDERS	CUST #7677922	84.74
AKERS HEATHER CRAIGHEAD	WATER DEPOSIT-FINAL BILL	33.22
AMERICAN PLUS INC	CUST ID #VARM	114.10
ANGLE DINING ROOM	5\$ ON US - MARCH 2010	30.00
ANGLE HARDWARE COMPANY INC	5\$ ON US - MARCH 2010	376.48
APA	P&Z JOURNAL, MAGAZINES	270.00
APPALACHIAN POWER COMPANY	TOWN ACCOUNTS	23,592.68
APPLIED IND TECH - DIXIE INC	CUST #2767800	1,223.12
AQUIS COMMUNICATIONS INC	ACCT #CH-000199	181.25
ARBY'S 6853	5\$ ON US - MARCH 2010	10.00
ARRINGTON FLOWERS & GIFTS	SYMPATHY	50.00
ARRINGTON SPORTS AWARDS	5\$ ON US - MARCH 2010	30.00
AUTOZONE	CUST ID #368886	149.16
BASKET CREATIONS & MORE	5\$ ON US - MARCH 2010	25.00
BECKNER DAVID CORNELL	REFUND PARTIAL DECAL FEE	12.50
BEST WAY INC	CUST ID #VAROC1	187.12
BLUE RIDGE COPIER INC	ACCT #T002	226.03
BOWMAN VICKIE	WATER DEPOSIT-FINAL BILL	30.00
BUSINESS CARD	ACCT #5474974001078809	502.75
CENTER STAGE CATERING INC	5\$ ON US - MARCH 2010	75.00
CENTRAL OIL	ACCT #01-0500231	3,148.52
CENTURYLINK	TOWN ACCOUNTS	276.42
CHEMTRAC SYSTEMS INC	CUST ID #ROCKYMT	250.00
CHESTERFIELD INSURERS INC	RENEW L&A POL#14VP905069	5,469.00
CLEMENTS, INA C	STIPEND FOR P&Z MEETINGS	250.00
CMC SUPPLY INC	ACCT #5976	919.37
COAST TO COAST SMALL ENGINE	CARB KIT FOR UTILITY SAW	5.99
COLONIAL LIFE & ACCIDENT INS	BILL CONTROL #E8916546	26.56
COOLEY, WILLIAM EDWARD	CRT APPTD ATTY	240.00
CUNDIFF, BOBBY M	STIPEND FOR P&Z MEETINGS	250.00
DEE'S HALLMARK SHOP	5\$ ON US - MARCH 2010	115.00
DOMADE INC	RED GREASE	226.80
DOUBLE ENVELOPE	ACCT #7664336	484.35
EARTH ENVIRONMENTAL	UPTWN REV PROJ #RMUT1001	4,172.50
F C SHERIFFS OFFICE	1/2 FEE-IMPOUND LOT SIGN	62.50
FERGUSON ENTERPRISES INC	CUST #39375	36.40
FISHER AUTO PARTS INC	ACCT #729848	151.55
FISHER SCIENTIFIC	ACCT #707405	776.11
FLOWERS BY JONES	GOODY BASKET	62.00
FOOTHILLS FARM SUPPLY COMPANY	CONTRACTOR'S MIX	30.00
FORTY WEST BUILDING SUPPLY	CUST #TORM	12.50
FRANK'S PIZZA	5\$ ON US - MARCH 2010	75.00
FRANKLIN NEWS-POST	ACCT #1210020-10	129.56
FRANKLIN VENDORS INC	COFFEE	30.95
FULLER III, WILLIAM B	HOST FTLIGHTS BLUE RIDGE	200.00
GALL'S INC	ACCT #5418282	179.98
GARLAND, RICHARD B	SUPPLIES TO REPAIR TOOLS	38.57
GIBSON RADIATOR SHOP INC	REPAIRED RADIATOR #138	125.00

TOWN OF ROCKY MOUNT
4/15/2010 11:47:44

Payments for Publication

TOWN OF ROCKY MOUNT
GL335R-V07.00 PAGE

Approved on 4/16/2010 for Payments Through 4/13/2010

Vendor Name	Description	Amount
GLAMOUR HOUSE BEAUTY SALON	5\$ ON US - MARCH 2010	30.00
GUSLERS ALIGNMENT AUTO & HACH COMPANY	BRAKES & TIRES ACCT #026919	644.60 1,241.77
HALL, DERWIN L	STIPEND FOR P&Z MEETINGS	150.00
IBM CORPORATION	CUST #7684707-00	2,728.18
IDEAL BUILDING SUPPLY INC	ACCT #201795-000	54.55
IPPY'S	5\$ ON US - MARCH 2010	430.00
J & J FASHIONS INC	5\$ ON US - MARCH 2010	40.00
JAMISON ELECTRIC INC	SERVICED DAMPER MOTOR	75.00
KENTUCKY FRIED CHICKEN	5\$ ON US - MARCH 2010	135.00
LMW PC	COMM #3165 UPTWN REV	3,550.00
LONG LIFE LIGHTING INC	120 69A21/C/TS	474.40
LOWE'S	ACCT #99006344479	598.25
MILLER SUPPLY CO INC	ACCT #ROCKYM	325.25
NAPA AUTO PARTS	ACCT #9000	126.38
PIZZA HUT	5\$ ON US - MARCH 2010	235.00
PIZZA KING	FOOD FOR JOINT MEETING	320.00
RADIO COMMUNICATIONS CO INC	CUST ID #ROCKYMOUNTP	811.20
REDWOOD FUEL OIL & PROPANE	1015 GALLONS LP GAS	2,801.64
RELIABLE COMPANY, THE	CUST #66148234	295.18
RICHARDSON-WAYLAND	RT 122 & 40	720.00
ROCKYDALE QUARRIES CORPORATION	ACCT #879090	291.90
SAFER NETWORK SOLUTIONS LLC	APRIL MONTHLY SERVICE	600.00
SAM'S CLUB	MEMBERSHIP 3410239424880	100.00
SCIENTIFIC METHODS INC	CRYPTO & GIARDIA, MATRIX	720.00
SHENANDOAH VALLEY WATER & SINGER ASSOCIATES FIRE	ACCT #970627 CUST #17161	86.50 1,647.96
SOUTHEASTERN LABORATORIES INC	CUST #52700	1,038.01
SPECTERA INC	ACCT #4UH 2-06354	11.12
SPEIDEL, JOHN D	STIPEND FOR P&Z MEETINGS	175.00
STAPLES CREDIT PLAN	ACCT #7972820001106418	711.27
STEEL BRITTANY ARRINGTON	WATER DEPOSIT-FINAL BILL	70.26
STOCKTON, JANET J	STIPEND FOR P&Z MEETINGS	325.00
SUNNYSIDE AWNING COMPANY	CLEAN & REPAIR AWNING	652.00
SUPERIOR RETREAD SERVICE	4 RETREAD TIRES	520.00
THOMPSON & LITTON INC	LEAK DETECTION STUDY	2,745.00
TIGGLE, JOHN A	STIPEND FOR P&Z MEETINGS	250.00
TINGLER REGINALD OWEN	REFUND DECAL FEE	25.00
TOWN POLICE SUPPLY	ACCT #253	131.00
TREASURER OF VIRGINIA	CUST #1444000	98.94
TURNER'S READY MIX INC	ACCT #ROCKYM	2,570.50
USA BLUEBOOK	ACCT #798518	37.15
VERIZON WIRELESS	ACCT #221664359-00001	50.65
VINTAGE SPA	5\$ ON US - MARCH 2010	45.00
VIRGINIA OFFICE SUPPLY INC	ACCT #210100	2,438.37
VIRGINIA RESOURCES AUTHORITY	PROJECT ID#C-515263-02	128,311.27
VIRGINIA RURAL WATER	ANNUAL WTP & WWTP DUES	62.49
VUPS INC	66 TRANSMISSIONS	66.00

TOWN OF ROCKY MOUNT
4/15/2010 11:47:44

Payments for Publication

TOWN OF ROCKY MOUNT
GL335R-V07.00 PAGE

Approved on 4/16/2010 for Payments Through 4/13/2010

Vendor Name	Description	Amount
WAL-MART COMMUNITY	ACCT #6032202040016835	222.59
WALKER GREGORY B	REIMBURSE MILES-	34.00
WOMACK ELECTRIC SUPPLY CO INC	CUST #4086	180.00
WYTI INC	CLIENT #1-213	400.00

**

Final Totals... 205,351.16

TOWN OF ROCKY MOUNT
4/28/2010 15:46:11

Payments for Publication

TOWN OF ROCKY MOUNT
GL335R-V07.00 PAGE

Approved on 4/30/2010 for Payments Through 4/27/2010

Vendor Name	Description	Amount
AFLAC	ACCT #OGJX2	2,213.56
AGEE STEPHEN F & BRENDA	OVERPAID 2009 RE TAX	249.96
ANTHEM BLUE CROSS AND BLUE	GROUP #20886001	45,486.88
APPALACHIAN POWER COMPANY	TOWN ACCOUNTS	7,607.23
BLUE RIDGE COPIER INC	ACCT #RM00	35.44
BURNETT, DAVID M	RMVFD OFFICER STIPEND	75.00
CARLOT EXPRESS TOWING	RECOVER STOLEN TRAILER	350.00
CASH	Replenish PETTY CASH	56.88
CENTURYLINK	TOWN ACCOUNTS	2,019.15
CHEMICALS AND SOLVENTS	CUST #040110	778.44
CREATIVE FORMS & CONCEPTS INC	A/P & PAYROLL CHECKS	995.46
DELTA DENTAL PLAN OF VIRGINIA	GROUP #00006181-00001112	3,275.98
DMS CLEANING SERVICES INC	CLEAN	1,805.00
EARTH ENVIRONMENTAL	COX-PROJ#RMIS1001INSP	1,155.00
FARM PLAN	ACCT #67100-84192	1,128.39
FIT CLUB LLC	FITNESS MEMBERSHIPS	20.00
FLORA PC, BRUCE A	OVERPAID 2009 RE TAX	246.48
FRANKLIN COUNTY PUBLIC	PURCHASED PICNIC TABLES	200.00
FRANKLIN NEWS-POST	1 YR SUBSCRIPTION - RMPD	45.00
FULLER FRANK	REFUND PARTIAL DECAL FEE	12.50
FULLER III, WILLIAM B	HOST FTLIGHTS BLUE RIDGE	200.00
GUSLERS ALIGNMENT AUTO &	SCAN ENGINE-2004 FORD EX	35.00
HD SUPPLY WATERWORKS LTD	ACCT #116728	1,855.26
IBM CORPORATION	CUST #7684707-00	1,800.00
KIRK FLEET W	OVERPAID 2009 RE TAX	240.00
LMW PC	COMM #3165A UPTOWN REV	1,540.00
MINNESOTA LIFE	EMPLOYER CODE: 5-5353	125.86
MOUNTAIN TO LAKE REALTY	COMMISSION-VAUGHN PROP	1,200.00
OLVER INC	ANNUAL TOX TEST-WWTP	2,400.00
PAUL R SHIVELY INC	COX SITE PROJ 9317-03	23,203.75
R & D SPORTING GOODS	1000 ROUNDS AMMO	325.00
RAKES, JEFFREY C	RMVFD OFFICER STIPEND	150.00
RANSON'S INC	CUST #10003668	50.47
REI CONSULTANTS INC	CLIENT ID #ROC009	50.00
REYCHEM CO	TRASH LINERS	65.00
RIVERSIDE MINUTE MARKET	DRINKS, CAKES - TRAINING	33.46
ROBERTSON, CHARLES W	RMVFD OFFICER STIPEND	200.00
ROCKY MOUNT SUPPLY CO	ACCT #024550	357.35
ROCKY MOUNT TIRE DIST INC	TOW 2003 GMC PICKUP	50.00
SCOTT PC, JONATHAN G	CRT APPTD ATTY	120.00
SHERWIN-WILLIAMS COMPANY	ACCT #1000-8431-8	950.30
SHIVELY ELECTRICAL CO INC	ADJUST/RESET TOWN CLOCK	156.00
SINGER ASSOCIATES FIRE	CUST #17161	5,443.88
SINK STACEY B	REIMBURSE EXP-RICHMOND	133.17
SLOAN CRAIG C	REIMBURSE EXP-TRAINING	203.00
SPAN PUBLISHING INC	2010 NAT DIRECTORY ADMIN	144.00
SPECTERA INC	ACCT #4UH 2-06354	11.12
SUNTRUST BANK	CUST #0006091238	95,443.45

TOWN OF ROCKY MOUNT
4/28/2010 15:46:11

Payments for Publication

TOWN OF ROCKY MOUNT
GL335R-V07.00 PAGE

Approved on 4/30/2010 for Payments Through 4/27/2010

Vendor Name	Description	Amount
THOMPSON & LITTON INC	LEAK DETECTION STUDY	755.00
THOMPSON TIRE	ACCT #04-75480	16.00
THYSSENKRUPP ELEVATOR CORP	CUST #11179-3026	398.40
TREASURER OF VIRGINIA	PIGG RIVER BRIDGE-S MAIN	31.99
TREASURER OF VIRGINIA - VRS	EMPLOYER CODE: 5-5353	29,474.77
UNITED RENTALS INC	CUST #743469	168.00
UNITED WAY OF FRANKLIN COUNTY	PAYROLL DED-APRIL 2010	16.00
USA BLUEBOOK	ACCT #798518	250.18
USDA RURAL DEVELOPMENT	OVERPAID 2009 RE TAX	132.32
VIRGINIA EMPLOYMENT COMMISSION	EMPLOYER #1891260	5.45
VIRGINIA MUNICIPAL LEAGUE	VML MTG 05/07/2010	90.00
VIRGINIA OFFICE SUPPLY INC	5\$ ON US - MARCH 2010	100.00
WATER CHEMISTRY INC	CUST #127850	16.00
WELLNESS COUNCILS OF	ANNUAL MEMBERSHIP	56.00
WOODROW, JUSTIN P	RMVFD OFFICER STIPEND	75.00
YMCA	FITNESS MEMBERSHIPS-BENE	441.00

**

Final Totals... 236,268.53

TOWN OF ROCKY MOUNT
5/04/2010 9:30:47

Payments for Publication

TOWN OF ROCKY MOUNT
GL335R-V07.00 PAGE

Approved on 4/30/2010 for Payments Through 4/30/2010

Vendor Name	Description	Amount
BB&T	TRANSFER TO PAYROLL	120,000.00
BOWLES DAVID A	TRAVEL ADVANCE-RICHMOND	175.00
CARS FINANCIAL INC	PAYROLL DED	572.56
CONNELLY TRUSTEE, REBECCA B	PAYROLL DED	784.62
ICMA-RC VANTAGEPOINT TRANSFER	PAYROLL DED	729.02
MCGHEE BURRELL A	TRAVEL ADVANCE-RICHMOND	175.00
POSTMASTER	APRIL UTILITY BILLING	421.12
TREASURER OF VIRGINIA	PAYROLL DED	200.24
VIRGINIA CREDIT UNION INC	PAYROLL DED	1,072.00
VIRGINIA MUNICIPAL LEAGUE	VML MTG 05/07/2010	72.00

**

Final Totals... 124,201.56

**TOWN OF ROCKY MOUNT
REVENUE COMPARISONS
AS OF APRIL 30, 2010**

REVENUE SOURCE	MONTH		YEAR TO DATE		BUDGET	% OF
	THIS YEAR	LAST YEAR	THIS YEAR	LAST YEAR	THIS YEAR	BUDGET
					THIS YEAR	THIS YEAR
GENERAL FUND - Local Revenues:						
Real Estate Tax	10,257	14,755	537,639	504,072	530,719	101.30%
Public Service Tax	-	13,895	16,624	26,263	26,002	63.93%
Personal Property Tax	3,207	3,906	139,402	130,224	120,544	115.64%
Machinery & Tools Tax	-	-	86,070	92,597	90,742	94.85%
Penalties on Tax	454	-	1,880	178	3,000	62.66%
Interest on Tax	493	106	1,837	1,092	1,000	183.66%
Local Sales Tax	9,816	11,903	113,001	123,630	134,000	84.33%
Meals Tax	98,860	96,519	770,941	795,224	980,000	78.67%
Utility Tax	28,046	27,934	249,562	253,379	324,000	77.03%
Cell Phone Tax	-	-	-	-	-	0.00%
Franchise License Tax	-	-	-	-	-	0.00%
Communications Tax	16,783	16,659	149,426	158,828	215,208	69.43%
Decals	33,083	20,521	78,244	63,843	95,700	81.76%
Bank Stock Tax	-	-	-	-	172,312	0.00%
Penalty-Meals Tax	49	532	1,724	3,847	500	344.78%
Interest-Meals Tax	-	49	330	1,594	-	0.00%
Lodging Tax	6,738	5,054	61,868	57,906	84,700	73.04%
BPOL-Retail	3,300	-	10,514	8,175	211,125	4.98%
BPOL-Professional	12,325	-	16,635	25,426	106,576	15.61%
BPOL-Contractor	189	-	10,259	11,926	18,000	57.00%
BPOL-Repairs/Services	30	-	9,397	4,160	88,536	10.61%
BPOL-Alcoholic Beverages	50	-	25	175	550	4.55%
BPOL-Penalty/Interest	1,233	-	3,647	2,815	500	729.32%
BPOL-Amusement	-	-	206	-	200	103.00%
BPOL-Utility	-	-	12,709	-	5,415	234.69%
BPOL-Miscellaneous	-	-	1,063	580	3,200	33.22%
Solicitor Permits	-	20	20	20	-	0.00%
Farmer's Market Fees	20	625	1,405	1,281	1,500	93.67%
Welcome Center Fees	740	-	3,491	3,364	4,000	0.00%
Depot Management Fees	-	-	-	1,931	-	0.00%
Planning/Zoning Fees	2,250	1,185	6,696	11,973	8,500	78.78%
Court Fines	3,394	3,666	18,907	33,506	30,000	63.02%
Parking Fines	135	75	640	467	450	142.22%
Interest Earnings	3,200	5,600	135,191	216,962	246,744	54.79%
Return Check Fees	120	60	540	640	720	75.00%
Rental of Property	-	-	420	420	420	100.00%
Sale of Materials	-	-	-	50	-	0.00%
Sale of Property	-	(3)	3,763	4,172	6,000	0.00%
Grave Preparation	-	500	-	1,000	1,000	0.00%
Security Services	-	-	3,540	1,920	1,500	236.00%
Police Reports	122	63	1,044	1,112	1,200	87.00%
Garbage Collection Fees	7,397	7,381	73,832	65,834	88,900	83.05%
Truck Rental Program	60	10	350	430	300	116.67%
Miscellaneous Services	-	-	387	445	100	386.56%
Donations	45	2	2,595	1,617	-	0.00%
Merchandise Sales	-	-	30	-	-	0.00%
Miscellaneous	10	27	1,329	7,448	492	270.17%
Curb & Gutter Recoveries	-	-	-	-	-	0.00%
Recoveries	1,368	1	11,495	9,188	-	0.00%
Bond Proceeds	-	-	-	-	-	0.00%
Appropriated Fund Balance	-	-	-	-	-	0.00%
Total Local Revenues	243,774	231,044	2,538,677	2,629,714	3,604,355	70.43%
GENERAL FUND - State Revenues:						
ABC Profits	-	-	-	-	-	0.00%

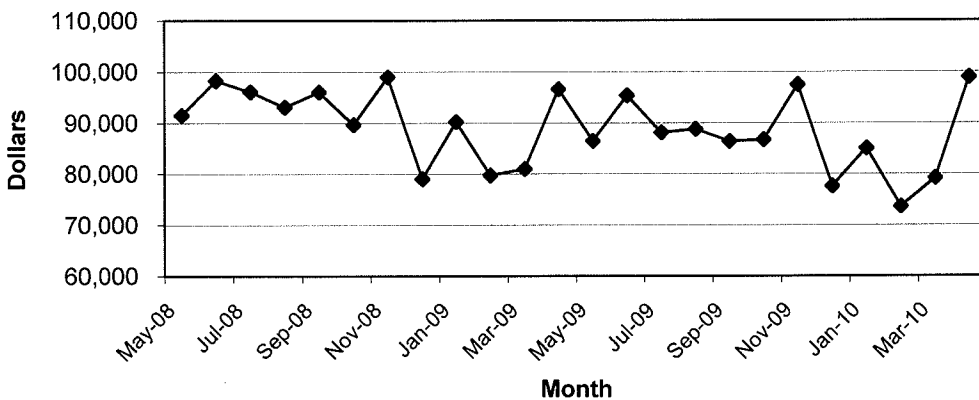
**TOWN OF ROCKY MOUNT
REVENUE COMPARISONS
AS OF APRIL 30, 2010**

REVENUE SOURCE	MONTH		YEAR TO DATE		BUDGET	% OF
	THIS YEAR	LAST YEAR	THIS YEAR	LAST YEAR	THIS YEAR	BUDGET
						THIS YEAR
Wine Tax	-	-	-	-	-	0.00%
Rolling Stock Tax	-	-	3,222	2,946	2,167	148.66%
Litter Tax	-	-	2,169	2,699	2,429	89.30%
Rental Tax	-	-	1,280	-	-	0.00%
Other Categorical Aid	-	-	14,248	15,090	5,000	0.00%
Fire Programs	-	-	11,218	11,065	10,000	112.18%
PPTRA from the State	-	-	53,860	53,860	53,861	100.00%
School Resource Officer	15,128	15,128	45,384	45,384	60,512	75.00%
Local Law Enforcement	-	-	2,051	1,720	-	0.00%
DMV Mini Grants	-	-	15,724	9,647	5,000	314.48%
Street Maintenance	-	-	804,392	797,725	1,063,633	75.63%
Volunteer Fire Dept.	-	-	22,750	22,575	30,000	75.83%
Law Enforcement-599 Funds	-	-	73,433	96,222	124,103	59.17%
Police Grants	-	-	-	-	-	0.00%
FEMA Grant	-	-	-	166,250	166,250	0.00%
Va. Commission of the Arts Grant	-	-	-	-	-	0.00%
County Reimbursements	-	-	14,184	-	15,000	94.56%
Appropriated Fund Balance	-	-	-	-	145,150	0.00%
Total State Revenues	15,128	15,128	1,063,914	1,225,183	1,683,105	63.21%
TOTAL GENERAL FUND REVENUES	258,902	246,172	3,602,592	3,854,898	5,287,460	68.13%
UTILITY FUND REVENUES:						
Water Sales	84,911	98,897	784,725	834,511	1,138,229	68.94%
gallons billed	19,594,259	18,084,811	195,533,258	216,744,067		
Water Connections	6,550	916	39,090	34,858	45,000	86.87%
Reconnect Fees	255	265	2,315	2,630	4,475	51.73%
Penalties	1,982	1,562	16,188	16,156	19,000	85.20%
Bulk Water Purchases	21	147	610	6,461	7,500	8.13%
County Bulk Water Sales	-	741	10,559	7,671	10,557	100.02%
Sewer Collection Charges	52,456	70,535	498,557	535,556	725,130	68.75%
gallons billed	14,666,983	14,265,357	156,495,515	185,613,849		
Sewer Connections	3,250	11,300	23,500	27,580	35,250	66.67%
Leacheate Collection Charges	-	-	-	-	-	0.00%
Cell Tower Rent	-	3,771	33,554	34,078	45,473	73.79%
Bond Proceeds	-	-	466,368	20,807	748,895	62.27%
Grant Proceeds	-	-	4,972	-	4,919	101.07%
Meals Tax Transfer	-	-	497,078	514,278	497,078	100.00%
Recoveries	-	-	375	-	-	0.00%
Appropriated Fund Balance	-	-	-	-	827,918	0.00%
TOTAL UTILITY FUND REVENUES	149,425	188,134	2,377,891	2,034,586	4,109,424	57.86%
CAPITAL PROJECTS REVENUES:						
CBDG Grant - Uptown	-	-	-	-	226,500	0.00%
TEA-21 Grant - Uptown	-	-	-	-	405,000	0.00%
County Contribution - Uptown	-	-	-	-	8,800	0.00%
County Contribution - Cox Road	-	-	100,000	-	100,000	100.00%
VDOT Grant - Cox Road	-	-	334,000	-	334,000	100.00%
Tobacco Grant - Cox Road	-	-	280,773	170,338	570,000	49.26%
Bonds / Loans - Oaks Project	-	-	159,856	-	11,521	1387.52%
VDOT Grant - Oaks Road	-	-	70,403	-	318,779	22.09%
Appropriated Fund Balance	-	-	-	-	1,524,886	0.00%
TOTAL CAPITAL PROJECTS REVENUES	-	-	945,033	170,338	3,499,486	27.00%
10 months of the 12 months of the fiscal year						83.33%

**TOWN OF ROCKY MOUNT
MEALS TAX COLLECTIONS**

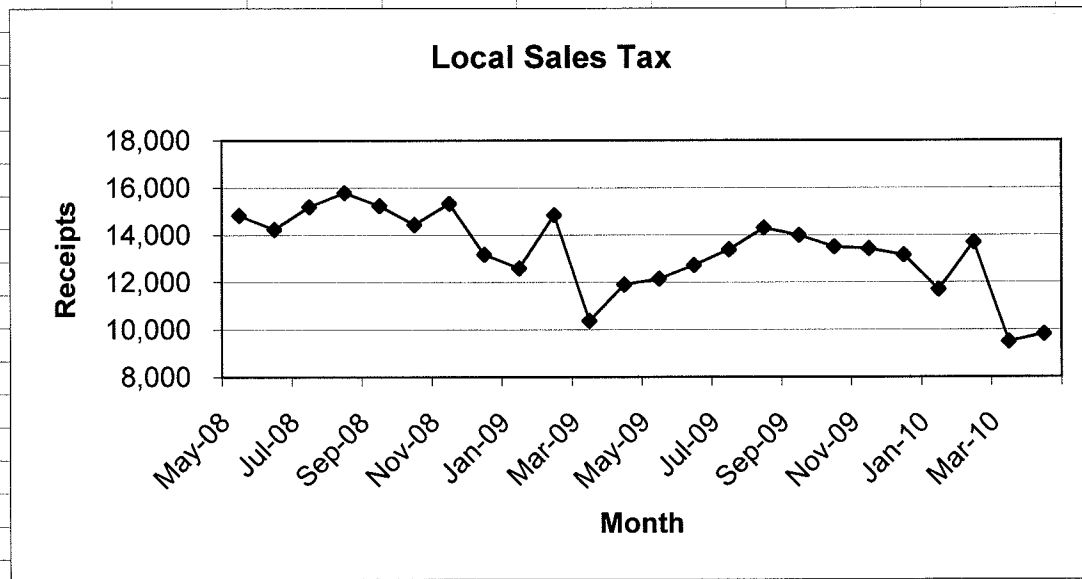
Month	Collections
May-08	91,466
Jun-08	98,265
Jul-08	96,026
Aug-08	93,027
Sep-08	95,983
Oct-08	89,602
Nov-08	98,902
Dec-08	79,012
Jan-09	90,173
Feb-09	79,723
Mar-09	80,961
Apr-09	96,519
May-09	86,402
Jun-09	95,267
Jul-09	88,009
Aug-09	88,734
Sep-09	86,316
Oct-09	86,665
Nov-09	97,438
Dec-09	77,604
Jan-10	84,988
Feb-10	73,567
Mar-10	79,144
Apr-10	98,890

Meals Tax Collections



Town of Rocky Mount
Local Sales Tax Collection

May-08	14,825
Jun-08	14,231
Jul-08	15,191
Aug-08	15,779
Sep-08	15,228
Oct-08	14,423
Nov-08	15,326
Dec-08	13,173
Jan-09	12,589
Feb-09	14,837
Mar-09	10,373
Apr-09	11,903
May-09	12,147
Jun-09	12,705
Jul-09	13,366
Aug-09	14,286
Sep-09	13,976
Oct-09	13,490
Nov-09	13,411
Dec-09	13,145
Jan-10	11,695
Feb-10	13,689
Mar-10	9,492
Apr-10	9,816



**TOWN OF ROCKY MOUNT
EXPENDITURE COMPARISONS
AS OF APRIL 30, 2010**

ACTIVITY	MONTH		YEAR TO DATE		BUDGET	% OF
	THIS YEAR	LAST YEAR	THIS YEAR	LAST YEAR	THIS YEAR	BUDGET
					THIS YEAR	THIS YEAR
GENERAL FUND:						
Mayor & Council	10,474	3,691	76,162	82,110	94,276	80.79%
Town Manager	14,190	13,176	144,395	152,209	178,687	80.81%
Town Attorney	-	4,041	21,204	29,220	39,040	54.31%
Finance Department	22,262	326	237,215	200,941	299,687	79.15%
Electoral Board	-	-	-	-	3,900	0.00%
Police Department	97,308	107,355	1,098,642	1,233,163	1,435,067	76.56%
Volunteer Fire Dept.	23,525	21,341	78,763	365,681	109,287	72.07%
Public Works Admin.	1,250	1,610	13,271	12,451	14,640	90.65%
Street Lights	11,621	7,063	74,502	72,123	81,300	91.64%
Traffic Control & Parking	7,262	1,102	160,526	61,332	50,491	317.93%
Streets	29,277	29,919	435,375	393,666	870,808	50.00%
Sidewalks & Curbs	16,225	-	18,900	5,078	6,930	272.73%
Old Fort Road Extension	3,998	-	455,066	-	-	0.00%
Street Cleaning	2,186	2,913	22,300	15,628	18,805	118.58%
Refuse Collection	9,157	8,113	116,689	113,176	135,699	85.99%
Snow Removal	-	-	64,020	10,710	16,380	390.84%
Municipal Building	5,217	2,101	56,767	52,502	60,949	93.14%
Emergency Services Bldg.	8,760	3,187	66,676	37,283	60,119	110.91%
Public Works Building	3,210	2,141	24,317	13,572	14,600	166.56%
Cemetery	2,166	415	9,357	8,479	12,736	73.47%
Playgrounds	2,790	2,469	21,404	18,936	54,726	39.11%
Celeste Park	1,200	3,487	27,216	9,052	-	0.00%
Gilley's Park	-	-	7,665	-	-	0.00%
Pigg River Heritage Trail	-	-	3,878	19,345	-	0.00%
Planning & Zoning	10,896	8,791	81,654	127,647	157,233	51.93%
Community Development	8,968	18,369	146,987	136,189	211,322	69.56%
Citizen's Square	2,361	1,555	10,859	8,368	15,490	70.10%
Hospitality Center	1,254	3,775	13,148	23,731	19,496	67.44%
Main Street Program	5,219	-	47,369	-	47,823	99.05%
Non-Departmental:						
Wages & Fringes	1,321	2,523	17,892	20,320	50,217	35.63%
Employee Wellness Program	-	15	1,125	9,575	17,000	6.62%
Employee Drug Testing	-	-	851	-	-	0.00%
Insurance	-	-	67,068	70,956	72,375	92.67%
Contributions to Others	-	-	24,700	54,500	41,700	59.23%
Debt Service-Principal	57,184	-	134,711	75,068	134,766	99.96%
Debt Service-Interest	38,259	-	137,649	103,144	138,134	99.65%
Transfer to Utility Fund	-	-	497,078	514,278	497,078	100.00%
Transfer to Capital Proj. Fund	-	-	-	100,000	-	0.00%
Contingency	-	-	-	-	33,000	0.00%
TOTAL GENERAL FUND EXPENDITURES	397,541	249,476	4,415,400	4,150,431	4,993,761	88.42%

**TOWN OF ROCKY MOUNT
EXPENDITURE COMPARISONS
AS OF APRIL 30, 2010**

ACTIVITY	MONTH		YEAR TO DATE		BUDGET	% OF BUDGET
	THIS YEAR	LAST YEAR	THIS YEAR	LAST YEAR	THIS YEAR	THIS YEAR
	WATER & SEWER FUND:					
Water System Operation	6,982	13,014	115,283	201,225	266,268	43.30%
Meter Reading	1,962	2,410	25,309	27,771	37,094	68.23%
Water Plant	41,484	42,810	429,915	445,093	528,101	81.41%
Water Loss Study	3,500	-	24,200	-	-	0.00%
Morgan's Drive Water Line Replacement	-	-	-	-	-	0.00%
Windsor Drive Water Line Improvement	-	-	-	15,177	-	0.00%
Oaks / Fralin Development Sewer Line	-	1,001	443,183	17,553	-	0.00%
Oaks / Fralin Development Water Line	-	-	3,853	-	-	0.00%
Grayson St. Sewer Line	-	-	-	13,965	-	0.00%
State Street Sewer Relocation	-	-	-	61,143	-	0.00%
Wastewater System Operation	6,292	2,541	76,090	66,700	176,665	43.07%
Wastewater Treatment Plant	39,074	23,819	273,030	253,243	362,393	75.34%
Wilson St. Sewer Line	-	-	-	-	-	0.00%
Weaver St. Sewer Line	-	-	15,022	-	-	0.00%
Scott St. Sewer Line	-	-	-	11,692	-	0.00%
Scott St. Water Line	-	4,332	-	6,545	-	0.00%
Green Meadow Sewer Repairs	-	-	-	-	5,000	0.00%
Powder Creek Sewer Repairs	-	-	-	-	8,000	0.00%
Utility Billing & Administration	9,680	2,891	92,901	82,430	131,204	70.81%
Non-Departmental:						
Wages & Fringes	-	-	1,749	7,468	6,567	26.64%
Insurance	-	-	22,184	23,652	24,125	91.95%
Debt Service-Principal	76,676	73,699	450,140	437,646	671,709	67.01%
Debt Service-Interest	51,635	54,613	195,896	203,449	329,754	59.41%
Transfer to Capital Projects Fund	-	-	-	72,550	-	0.00%
Contingency	-	-	-	-	66,362	0.00%
Depreciation	-	-	-	-	755,368	0.00%
TOTAL WATER & SEWER FUND EXPENSES	237,286	221,130	2,168,755	1,947,301	3,368,610	64.38%
CAPITAL IMPROVEMENTS FUND:						
Needmore Housing Grant	30	114	5,745	46,266	-	0.00%
Uptown Redevelopment Project	12,566	3,676	97,912	20,530	2,065,186	4.74%
Industrial Park - Access Road	23,796	4,050	518,500	169,523	-	0.00%
TOTAL CAPITAL PROJECTS EXPENDITURES	36,392	7,840	622,157	236,319	2,065,186	0.00%
10 months of the 12 month fiscal year						83.33%

TOWN OF ROCKY MOUNT
CONTINGENCY FUNDS
FISCAL YEAR 2010

	<u>GENERAL FUND</u>	<u>UTILITY FUND</u>
BUDGETED CONTINGENCY	33,000	66,362
COMMITTED:		
10/12/09 - cryptosporidium testing		(10,000)
2/8/10 -- sidewalk grinder	(8,500)	
3/10/10 -- "5 on Us" campaign	(24,500)	
3/10/10 -- WTP safety improvements		(29,524)
AVAILABLE CONTINGENCY FUND BALANCE	-	26,838
Available / (overexpended)		

TOWN OF ROCKY MOUNT
 THE OAKS AT RAKES TAVERN
 THROUGH 4/30/10

	<u>Budget</u>	<u>Actual Expenditures</u>		<u>Variance</u> fav / (unfav)
		<u>Month</u>	<u>Project to Date</u>	
Sewer Extension (02.5403)	921,501.00	-	689,593.19	231,907.81
Water Extension (02.5404)	23,700.00	-	3,852.50	19,847.50
Street Extension (01.4113)	330,300.00	3,997.50	455,065.66	(124,765.66)
PROJECT TOTALS	<u>1,275,501.00</u>	<u>3,997.50</u>	<u>1,148,511.35</u>	<u>126,989.65</u>

TOWN OF ROCKY MOUNT
 COX INDUSTRIAL PROPERTY IMPROVEMENTS
 THROUGH 4/30/10

	<u>Budget</u>	Expenditures		Variance
		<u>This</u>	<u>Project</u>	<u>fav / (unfav)</u>
		<u>Month</u>	<u>To Date</u>	
Transload Facility (04.8117):				
Tobacco Grant	330,240	-	271,500	58,740
Town Share	52,260	-	21,598	30,662
Total Transload Project	<u>382,500</u>	-	<u>293,098</u>	<u>89,402</u>
Access Road (04.8118):				
Tobacco Grant	570,000	23,204	328,801	241,199
VDOT Grant	334,000	-	334,000	0
County Share	100,000	-	100,000	-
Town Share	100,000	-	250	99,750
	<u>1,104,000</u>	<u>23,204</u>	<u>763,051</u>	<u>340,949</u>

TOWN OF ROCKY MOUNT								
UPTOWN REVITALIZATION PROJECT (04.3460)								
THROUGH 4/30/10								
PROJECT TO DATE EXPENSES BY FUNDING SOURCES:								
UPTOWN PROJECT	EXPENSES		TOTAL				VARIANCE	
CATEGORY:	BUDGET	THIS MONTH	CDBG	VDOT	TOWN	PRIVATE	EXPENDITURES	fav / (unfav)
Administration	80,000	7,100	33,406		104,061		137,467	(57,467)
Water Lines	59,000						-	59,000
Drainage	95,750						-	95,750
Streetscapes	652,728	3,845	11,535	12,647	78,298		102,479	550,249
Marketing	12,500	81	1,989		684		2,673	9,827
Warren Street	73,950		3,187		37,609		40,796	33,154
West Church Street	100,000		2,998		35,776		38,774	61,226
South Main Street	219,410		4,327		35,777		40,104	179,306
Court St. Parking	204,250			-			-	204,250
Façade Program	308,000	1,540	35,390				35,390	272,610
Loan Pool	110,000						-	110,000
Housing Rehab	149,598		110,579			5,200	115,779	33,819
TOTAL PROJECT	2,065,186	12,566	203,410	12,647	292,205	5,200	513,461	1,551,725
							513,461	1,551,725
FUNDING CAP FROM OUTSIDE AGENCIES			666,648	405,000		140,000	1,211,648	
REMAINING FUNDS FROM OUTSIDE AGENCIES			463,238	392,353		134,800	990,391	

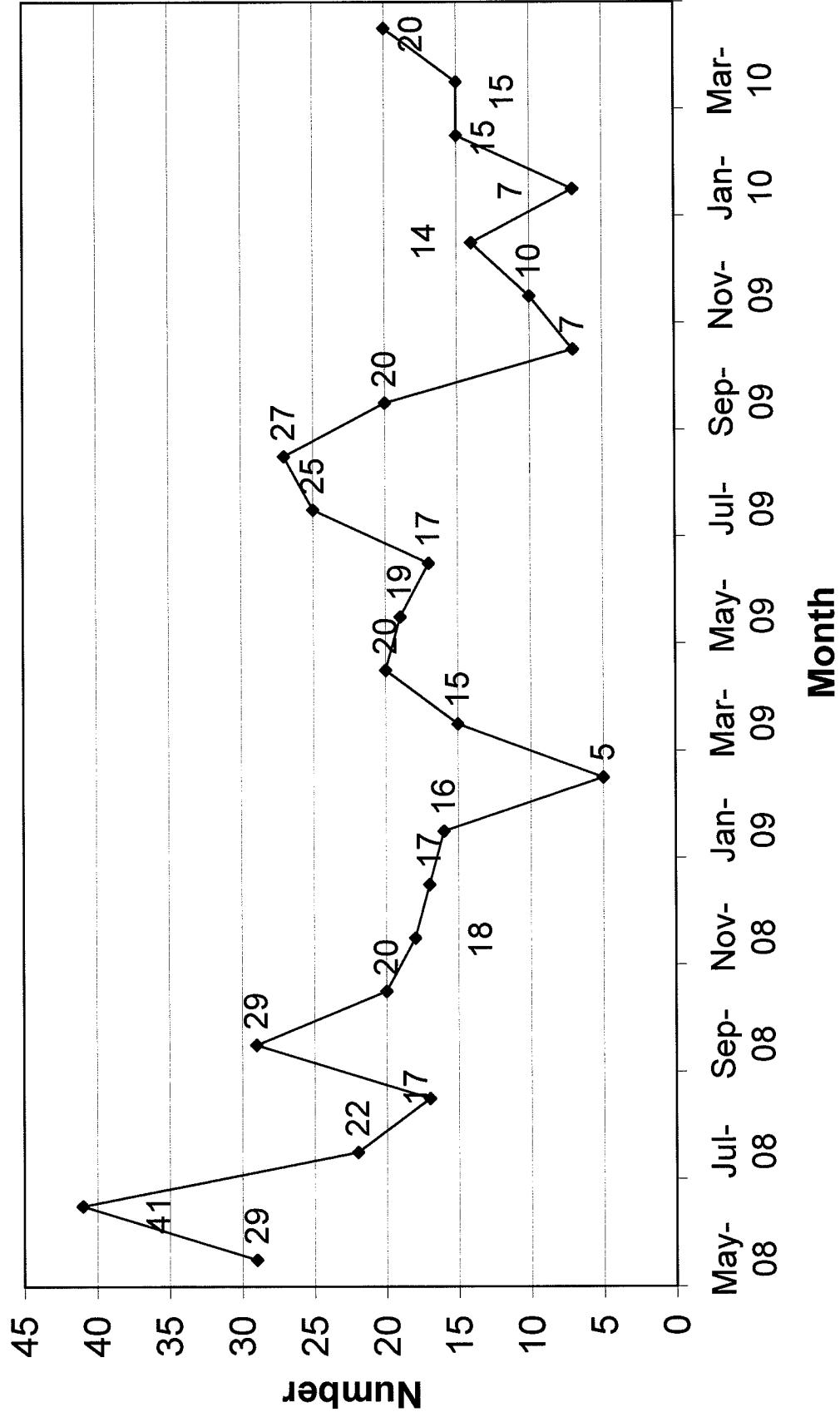
TOWN OF ROCKY MOUNT
UTILITY BILLING
WATER CONSUMPTION PERCENTAGES
FOR THE MONTH OF APRIL 2010

	TOTAL METERS	TOTAL GALLONS	TOTAL REVENUES	% METERS	% GALLONS	% REVENUES
IN-TOWN CUSTOMERS						
RESIDENTIAL	1,750	7,102,028	\$ 30,658	62%	36%	33%
COMMERCIAL	294	5,658,950	\$ 21,445	10%	29%	23%
INDUSTRIAL	43	2,692,210	\$ 8,807	2%	14%	9%
TOTAL	<u>2,087</u>	<u>15,453,188</u>	<u>\$ 60,910</u>	<u>74%</u>	<u>79%</u>	<u>65%</u>
OUT-OF-TOWN CUSTOMERS						
RESIDENTIAL	670	2,694,721	\$ 22,977	24%	14%	25%
COMMERCIAL	46	1,443,650	\$ 9,640	2%	7%	10%
INDUSTRIAL	1	2,700	\$ 23	0%	0%	0%
TOTAL	<u>717</u>	<u>4,141,071</u>	<u>\$ 32,639</u>	<u>26%</u>	<u>21%</u>	<u>35%</u>
				100%	100%	100%
GRAND TOTAL (ALL CUSTOMERS)						
RESIDENTIAL	2,420	9,796,749	\$ 53,635	86%	50%	57%
COMMERCIAL	340	7,102,600	\$ 31,084	12%	36%	33%
INDUSTRIAL	44	2,694,910	\$ 8,829	2%	14%	9%
TOTAL	<u>2,804</u>	<u>19,594,259</u>	<u>\$ 93,549</u>	<u>100%</u>	<u>100%</u>	<u>100%</u>

TOWN OF ROCKY MOUNT
UTILITY BILLING
PERCENT CONSUMPTION & PERCENT REVENUE
PER CUSTOMER CLASS
FISCAL YEAR 2010

Month	In Town								Out of Town							
	Residential		Commercial		Industrial		Total		Residential		Commercial		Industrial		Total	
	% Gal.	% Rev.	% Gal.	% Rev.	% Gal.	% Rev.	% Gal.	% Rev.	% Gal.	% Rev.	% Gal.	% Rev.	% Gal.	% Rev.	% Gal.	% Rev.
Jul-09	37%	35%	31%	25%	18%	13%	85%	73%	12%	24%	2%	4%	0%	0%	15%	27%
Aug-09	36%	34%	27%	22%	21%	15%	84%	71%	13%	24%	2%	4%	0%	0%	16%	29%
Sep-09	33%	32%	28%	23%	25%	18%	85%	73%	13%	23%	2%	4%	0%	0%	15%	27%
Oct-09	34%	33%	30%	25%	22%	16%	86%	74%	12%	22%	2%	4%	0%	0%	14%	26%
Nov-09	33%	32%	30%	24%	22%	16%	86%	73%	12%	24%	2%	4%	0%	0%	14%	27%
Dec-09	37%	35%	29%	24%	19%	13%	85%	71%	13%	24%	2%	4%	0%	0%	15%	29%
Jan-10	38%	35%	27%	22%	19%	13%	84%	71%	14%	25%	2%	4%	0%	0%	16%	29%
Feb-10	34%	33%	28%	23%	23%	16%	86%	72%	12%	24%	2%	4%	0%	0%	14%	28%
Mar-10	46%	41%	29%	23%	9%	6%	84%	70%	13%	25%	2%	4%	0%	0%	16%	30%
Apr-10	36%	33%	29%	23%	14%	9%	79%	65%	14%	25%	7%	10%	0%	0%	21%	35%
May-10																
Jun-10																
Average	36%	34%	29%	23%	19%	14%	84%	71%	13%	24%	3%	5%	0%	0%	16%	29%

Number of Water Cut-offs



TOWN OF ROCKY MOUNT

UTILITY PROFILE

FISCAL YEAR 2010

Month	Manhours	Raw Water Drawn	Monthly Avg. % of capacity	Finished water Treated	Monthly Avg. % of capacity	Total Water Gallons Billed (A)	Pct. Account ed	Connections	Wastewater Monthly Flow	Monthly Avg. % of Capacity	Total Sewer Gallons Billed	Pct. Account ed
Jul-09	325.50	28,100,000	45.32%	27,040,000	43.61%	20,888,643	77.25%	2,767	19,716,000	31.80%	16,262,894	82.49%
Aug-09	325.50	27,800,000	44.84%	27,600,000	44.52%	21,152,173	76.64%	2,773	18,662,000	30.10%	16,803,132	90.04%
Sep-09	309.00	27,100,000	45.17%	26,300,000	43.83%	21,001,401	79.85%	2,766	18,510,000	30.85%	17,112,010	92.45%
Oct-09	310.00	27,000,000	43.55%	26,400,000	42.58%	20,280,922	76.82%	2,771	18,724,000	30.20%	16,650,950	88.93%
Nov-09	312.00	25,610,000	42.68%	24,060,000	40.10%	17,972,145	74.70%	2,778	31,140,000	51.90%	14,659,195	47.08%
Dec-09	354.00	24,610,000	39.69%	24,040,000	38.77%	21,575,475	89.75%	2,776	39,153,000	63.15%	16,434,715	41.98%
Jan-10	352.00	26,590,000	42.89%	25,740,000	41.52%	18,746,146	72.83%	2,774	34,999,000	56.45%	14,557,160	41.59%
Feb-10	320.00	23,900,000	42.68%	23,300,000	41.61%	15,743,339	67.57%	2,777	31,948,000	57.05%	12,743,831	39.89%
Mar-10	366.00	27,300,000	44.03%	26,500,000	42.74%	19,594,259	73.94%	2,804	31,248,000	50.40%	14,666,983	46.94%
Apr-10	344.00	26,700,000	44.50%	25,600,000	42.67%				23,790,000	39.65%		
May-10			0.00%		0.00%					0.00%		
Jun-10			0.00%		0.00%					0.00%		
AVG.	331.80	26,471,000	43.54%	25,658,000	42.19%	19,661,611	76.59%	2,776	26,789,000	44.16%	15,543,430	63.49%
NOTE (A): "Water gallons billed" will be one month behind "Finished water treated". For example: Finished water treated for July will be read by the meter readers in the first week of August and then billed at the end of August.												
NOTE (B): Forest Hills customers became Town (and not County)												

TOWN OF ROCKY MOUNT
WATER ACCOUNTABILITY
March-10

Water Plant Finished Water Pumped		<u>26,500,000</u>
Water Consumption Billed	19,594,259	
Meters Read and Not Billed	669,400	
Water Obtained from Water Plant (to bill)	-	
Water Obtained from Public Works Hydrant (to bill)	-	
Flusing Water Lines by Public Works	-	
Flushing Main Lines / Tanks	3,000	
Flow Meter Checks at Hydrants -	-	
Filling Water Tanks	-	
Filling Fire Truck Water Tanks	-	
Grand Total of Water Metered / Consumed / Tracked		<u>20,266,659</u>
Percent Finished Water Accounted		76.48%

TOWN OF ROCKY MOUNT				
WATER ACCOUNTABILITY				
FISCAL YEAR 2010				
		Total		
	Finished	Water		
	Water	Gallons	Percent	Gallons
Month	Treated	Metered	Accounted	Variance
Jul-09	27,040,000	23,030,643	85.17%	4,009,357
Aug-09	27,600,000	23,204,473	84.07%	4,395,527
Sep-09	26,300,000	23,350,421	88.78%	2,949,579
Oct-09	26,400,000	22,803,547	86.38%	3,596,453
Nov-09	24,060,000	20,641,455	85.79%	3,418,545
Dec-09	24,040,000	21,575,475	89.75%	2,464,525
Jan-10	25,740,000	19,883,026	77.25%	5,856,974 *
Feb-10	23,300,000	17,634,229	75.68%	5,665,771 *
Mar-10	26,500,000	20,266,659	76.48%	6,233,341
Apr-10				-
May-10				-
Jun-10				-
AVG.	25,664,444	21,376,659	83.26%	4,287,786
TOTAL	230,980,000	192,389,928		
	Avg. Percent Unaccounted =		16.74%	
	Percent Accounted =		83.26%	
* 1/2 are estimated due to snow & ice cover				

Water Accountability %

