


TOWN OF ROCKY MOUNT UTILITY BILLING												
PERCENT CONSUMPTION & PERCENT REVENUE PER CUSTOMER CLASS FISCAL YEAR 2011												
Month	In Town						Out of Town					
	Residential % Gal.	Commercial % Gal.	Industrial % Gal.	Total % Gal.	% Rev.	Total % Rev.	Residential % Gal.	Commercial % Gal.	Industrial % Gal.	Total % Gal.	% Rev.	Total % Rev.
Jul-10	35%	28%	18%	81%	67%	67%	13%	7%	0%	19%	0%	33%
Aug-10	34%	29%	17%	81%	67%	67%	13%	6%	0%	19%	0%	33%
Sep-10	34%	28%	19%	81%	68%	68%	12%	7%	0%	19%	0%	32%
Oct-10	34%	29%	19%	81%	67%	67%	13%	7%	0%	19%	0%	33%
Nov-10	34%	28%	19%	81%	68% A	68% A	13%	6%	0%	19%	0%	32%
Dec-10	34%	26%	20%	80%	66% B	66% B	14%	6%	0%	20%	0%	34%
Jan-11	38%	24%	17%	78%	65%	65%	14%	8%	0%	22%	0%	35%
Feb-11	35%	26%	17%	78%	64%	64%	13%	9%	0%	22%	0%	36%
Mar-11												
Apr-11												
May-11												
Jun-11												
Average	35%	27%	18%	80%	67%	67%	13%	7%	0%	20%	0%	34%
***NOTE: The above chart shows the breakdown of in-town customer gallons and revenues vs. out-of-town. It also breaks those gallons & revenues into residential, commercial, and industrial customers for FY 2011 (year ended 6/30/11).												
NOTE A: Percentages revised to reflect a correction for in-town residential gallons and revenue for November bills (October activity) due to a meter reset to zero.												
NOTE B: Percentages revised to reflect a correction for in-town industrial gallons and revenue for December bills (November activity) due to a meter update from unaccounted past activity.												
on budget documents												
80% of total gallons billed (and 67% of revenue) come from in-town customers.												
Of those in-town customers, 35% of gallons are consumed by residents, 26% from commercial, and 18% from industrial.												

GRAPHS

TOWN OF ROCKY MOUNT
 GENERAL FUND REVENUES
 PROPOSED FY 2012 BUDGET

	<u>Dollars</u>	<u>Percent</u>
General Property Taxes	793,204	15%
Other Local Taxes	2,345,230	46%
Business Licenses	492,344	9%
Permits and Fees	15,400	0%
Fines & Forfeitures	25,890	0%
Proceeds from Use of Assets	77,598	1%
Charges for Services	97,150	2%
Miscellaneous	500	0%
Non-Categorical State Aid	69,361	1%
Categorical State Aid	1,290,064	26%
Use of Fund Balance	-	0%
Total General Fund Revenues	<u>5,206,741</u>	<u>100%</u>

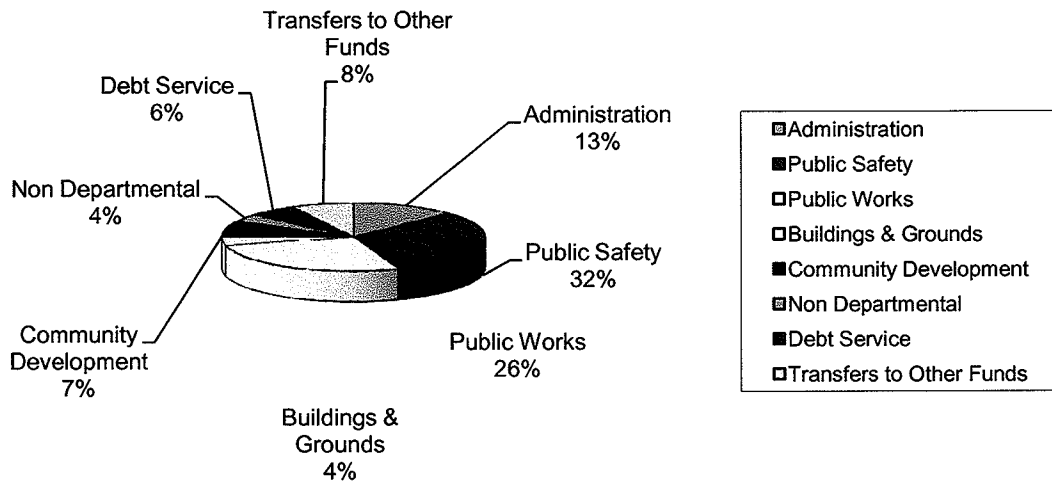
GENERAL FUND PROPOSED REVENUE FY 2012



TOWN OF ROCKY MOUNT
GENERAL FUND EXPENDITURES
PROPOSED FY 2012 BUDGET

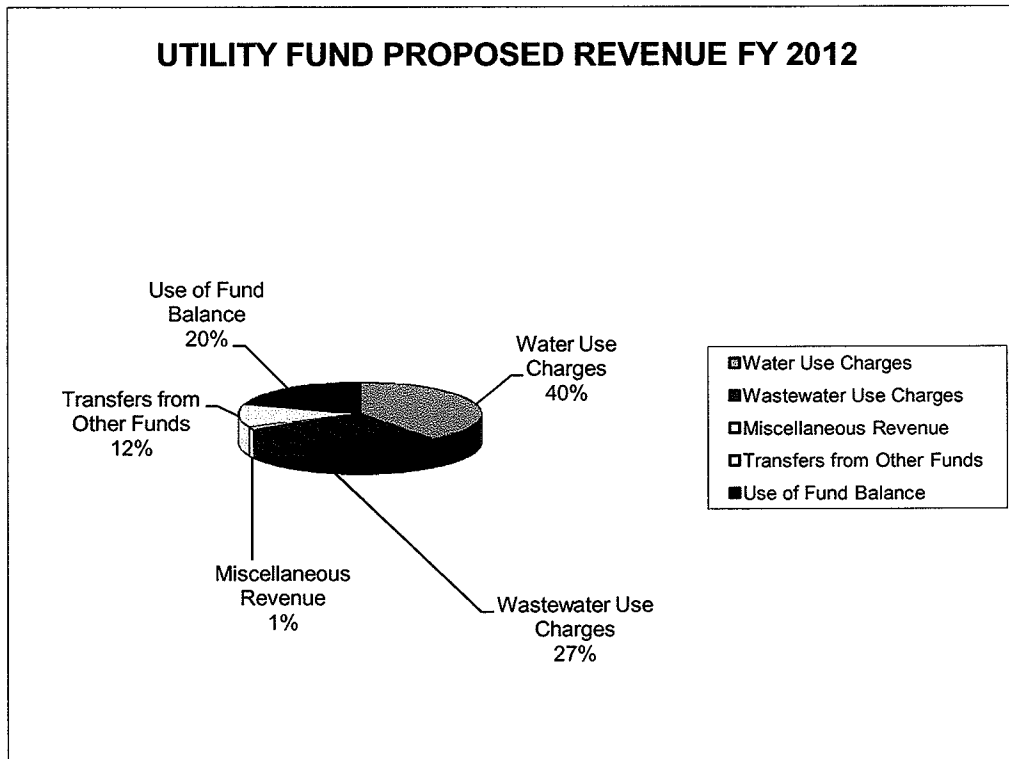
	<u>Dollars</u>	<u>Percent</u>
Administration	663,364	13%
Public Safety	1,650,636	32%
Public Works	1,377,896	26%
Buildings & Grounds	223,856	4%
Community Development	385,727	7%
Non Departmental	194,483	4%
Debt Service	316,501	6%
Transfers to Other Funds	394,278	8%
Total General Fund Expenditures	<u><u>5,206,741</u></u>	<u><u>100%</u></u>

GENERAL FUND PROPOSED EXPENDITURES FY 2012



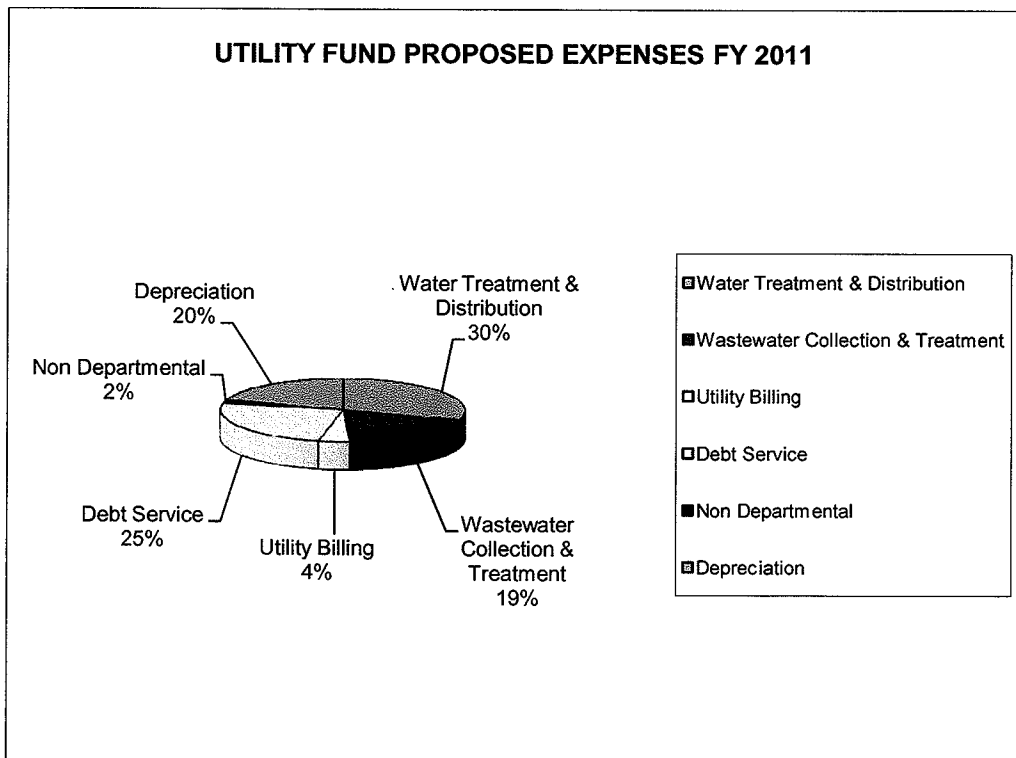
TOWN OF ROCKY MOUNT
 UTILITY FUND REVENUES
 PROPOSED FY 2012 BUDGET

	<u>Dollars</u>	<u>Percent</u>
Water Use Charges	1,338,707	40%
Wastewater Use Charges	910,887	27%
Miscellaneous Revenue	45,903	1%
Transfers from Other Funds	394,278	12%
Use of Fund Balance	675,500	20%
Total Utility Fund Revenues	<u>3,365,275</u>	<u>100%</u>



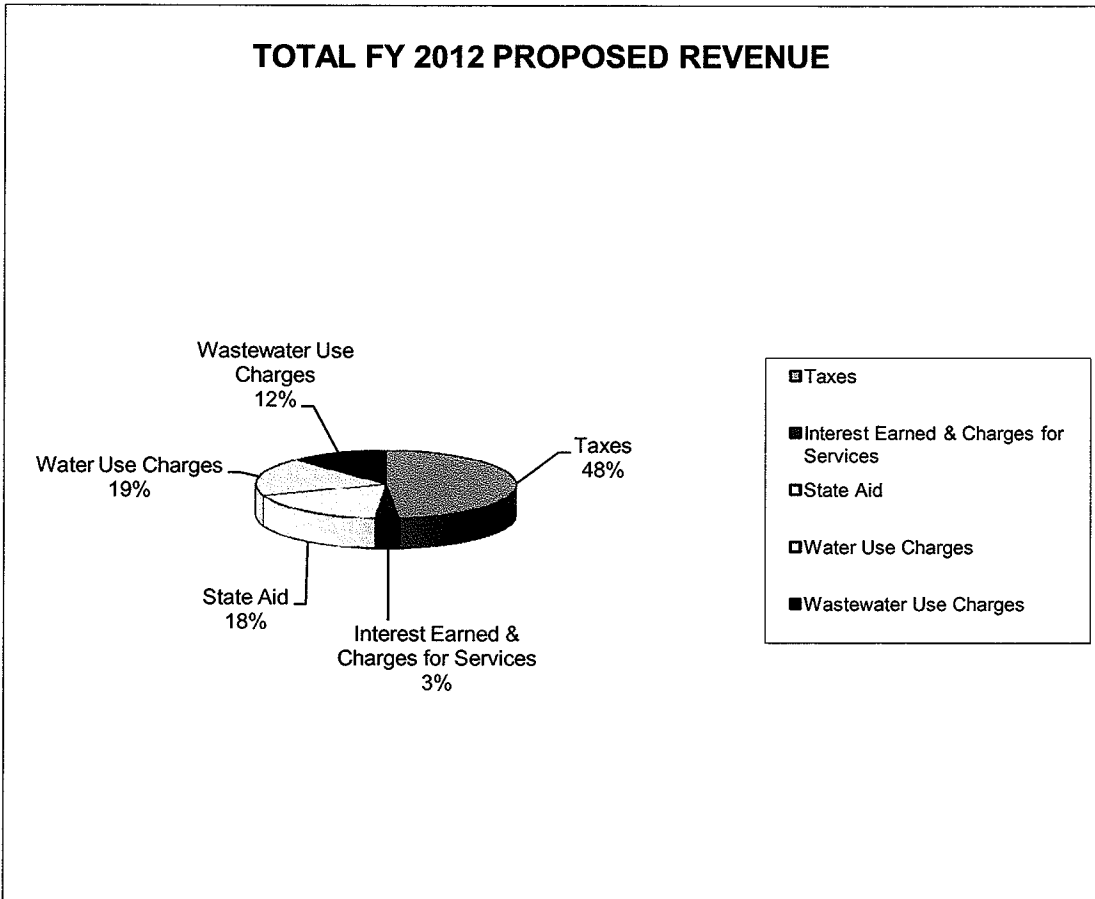
TOWN OF ROCKY MOUNT
 UTILITY FUND EXPENSES
 PROPOSED FY 2012 BUDGET

	<u>Dollars</u>	<u>Percent</u>
Water Treatment & Distribution	1,007,857	30%
Wastewater Collection & Treatment	645,036	19%
Utility Billing	136,798	4%
Debt Service	841,366	25%
Non Departmental	58,718	2%
Depreciation	675,500	20%
Total Utility Fund Expenses	<u>3,365,275</u>	<u>100%</u>




TOWN OF ROCKY MOUNT
 TOTAL FY 2012
 PROPOSED REVENUE
 (transfers between funds & appropriated
 fund balance for depreciation have been
 eliminated)

Category	Amount	Percent
Taxes	3,630,778	49%
Interest Earned & Charges for Services	216,538	3%
State Aid	1,359,425	18%
Water Use Charges	1,384,610	18%
Wastewater Use Charges	910,887	12%
	<u>7,502,238</u>	<u>100%</u>



TOWN OF ROCKY MOUNT
TOTAL FY 2012
PROPOSED EXPENSES
(transfers between funds & appropriated
fund balance for depreciation have been
eliminated)

Category	Amount	Percent
Administration & Community Development	1,049,091	14%
Public Safety	1,650,636	23%
Public Works	1,601,752	21%
Insurance, Contributions, & Contingency	253,201	3%
Debt Service	1,157,867	15%
Water Treatment & Distribution	1,144,655	15%
Wastewater Collection & Treatment	645,036	9%
	<u>7,502,238</u>	<u>100%</u>



Grade	1	2	3	4	5	6	7	8	9	10	11	12	13	14	15	16	17	18	19	20				
1	16,265.31	16,671.94	17,088.74	17,515.96	17,953.86	18,402.70	18,862.77	19,334.34	19,817.70	20,313.14	20,820.97	21,341.49	21,875.03	22,421.91	22,982.45	23,557.01	24,145.94	24,749.59	25,368.33	26,002.54	26,652.60			
2	17,088.74	17,515.96	17,953.86	18,402.70	18,862.77	19,334.34	19,817.70	20,313.14	20,820.97	21,341.49	21,875.03	22,421.91	22,982.45	23,557.01	24,145.94	24,749.59	25,368.33	26,002.54	26,652.60	27,318.92	28,001.89	28,701.94		
3	17,953.86	18,402.70	18,862.77	19,334.34	19,817.70	20,313.14	20,820.97	21,341.49	21,875.03	22,421.91	22,982.45	23,557.01	24,145.94	24,749.59	25,368.33	26,002.54	26,652.60	27,318.92	28,001.89	28,701.94	29,419.48	30,154.97	30,908.84	
4	18,862.77	19,334.34	19,817.70	20,313.14	20,820.97	21,341.49	21,875.03	22,421.91	22,982.45	23,557.01	24,145.94	24,749.59	25,368.33	26,002.54	26,652.60	27,318.92	28,001.89	28,701.94	29,419.48	30,154.97	30,908.84	31,681.57	32,473.61	33,285.45
5	19,817.70	20,313.14	20,820.97	21,341.49	21,875.03	22,421.91	22,982.45	23,557.01	24,145.94	24,749.59	25,368.33	26,002.54	26,652.60	27,318.92	28,001.89	28,701.94	29,419.48	30,154.97	30,908.84	31,681.57	32,473.61	33,285.45	34,117.58	34,970.52
6	20,820.97	21,341.49	21,875.03	22,421.91	22,982.45	23,557.01	24,145.94	24,749.59	25,368.33	26,002.54	26,652.60	27,318.92	28,001.89	28,701.94	29,419.48	30,154.97	30,908.84	31,681.57	32,473.61	33,285.45	34,117.58	34,970.52	35,844.78	36,740.90
7	21,875.03	22,421.91	22,982.45	23,557.01	24,145.94	24,749.59	25,368.33	26,002.54	26,652.60	27,318.92	28,001.89	28,701.94	29,419.48	30,154.97	30,908.84	31,681.57	32,473.61	33,285.45	34,117.58	34,970.52	35,844.78	36,740.90	37,659.43	38,600.91
8	22,982.45	23,557.01	24,145.94	24,749.59	25,368.33	26,002.54	26,652.60	27,318.92	28,001.89	28,701.94	29,419.48	30,154.97	30,908.84	31,681.57	32,473.61	33,285.45	34,117.58	34,970.52	35,844.78	36,740.90	37,659.43	38,600.91	39,565.93	40,555.08
9	24,145.94	24,749.59	25,368.33	26,002.54	26,652.60	27,318.92	28,001.89	28,701.94	29,419.48	30,154.97	30,908.84	31,681.57	32,473.61	33,285.45	34,117.58	34,970.52	35,844.78	36,740.90	37,659.43	38,600.91	39,565.93	40,555.08	41,568.96	42,608.18
10	25,368.33	26,002.54	26,652.60	27,318.92	28,001.89	28,701.94	29,419.48	30,154.97	30,908.84	31,681.57	32,473.61	33,285.45	34,117.58	34,970.52	35,844.78	36,740.90	37,659.43	38,600.91	39,565.93	40,555.08	41,568.96	42,608.18	43,673.39	44,765.22
11	26,652.60	27,318.92	28,001.89	28,701.94	29,419.48	30,154.97	30,908.84	31,681.57	32,473.61	33,285.45	34,117.58	34,970.52	35,844.78	36,740.90	37,659.43	38,600.91	39,565.93	40,555.08	41,568.96	42,608.18	43,673.39	44,765.22	45,884.35	47,031.46
12	28,001.89	28,701.94	29,419.48	30,154.97	30,908.84	31,681.57	32,473.61	33,285.45	34,117.58	34,970.52	35,844.78	36,740.90	37,659.43	38,600.91	39,565.93	40,555.08	41,568.96	42,608.18	43,673.39	44,765.22	45,884.35	47,031.46	48,207.25	49,412.43
13	29,419.48	30,154.97	30,908.84	31,681.57	32,473.61	33,285.45	34,117.58	34,970.52	35,844.78	36,740.90	37,659.43	38,600.91	39,565.93	40,555.08	41,568.96	42,608.18	43,673.39	44,765.22	45,884.35	47,031.46	48,207.25	49,412.43	50,647.74	51,913.93
14	30,908.84	31,681.57	32,473.61	33,285.45	34,117.58	34,970.52	35,844.78	36,740.90	37,659.43	38,600.91	39,565.93	40,555.08	41,568.96	42,608.18	43,673.39	44,765.22	45,884.35	47,031.46	48,207.25	49,412.43	50,647.74	51,913.93	53,211.78	54,542.08
15	32,473.61	33,285.45	34,117.58	34,970.52	35,844.78	36,740.90	37,659.43	38,600.91	39,565.93	40,555.08	41,568.96	42,608.18	43,673.39	44,765.22	45,884.35	47,031.46	48,207.25	49,412.43	50,647.74	51,913.93	53,211.78	54,542.08	55,905.63	57,303.27
16	34,117.58	34,970.52	35,844.78	36,740.90	37,659.43	38,600.91	39,565.93	40,555.08	41,568.96	42,608.18	43,673.39	44,765.22	45,884.35	47,031.46	48,207.25	49,412.43	50,647.74	51,913.93	53,211.78	54,542.08	55,905.63	57,303.27	58,735.85	60,204.25
17	35,844.78	36,740.90	37,659.43	38,600.91	39,565.93	40,555.08	41,568.96	42,608.18	43,673.39	44,765.22	45,884.35	47,031.46	48,207.25	49,412.43	50,647.74	51,913.93	53,211.78	54,542.08	55,905.63	57,303.27	58,735.85	60,204.25	61,709.35	63,252.09
18	37,659.43	38,600.91	39,565.93	40,555.08	41,568.96	42,608.18	43,673.39	44,765.22	45,884.35	47,031.46	48,207.25	49,412.43	50,647.74	51,913.93	53,211.78	54,542.08	55,905.63	57,303.27	58,735.85	60,204.25	61,709.35	63,252.09	64,833.39	66,454.23
19	39,565.93	40,555.08	41,568.96	42,608.18	43,673.39	44,765.22	45,884.35	47,031.46	48,207.25	49,412.43	50,647.74	51,913.93	53,211.78	54,542.08	55,905.63	57,303.27	58,735.85	60,204.25	61,709.35	63,252.09	64,833.39	66,454.23	68,115.58	69,818.47
20	41,568.96	42,608.18	43,673.39	44,765.22	45,884.35	47,031.46	48,207.25	49,412.43	50,647.74	51,913.93	53,211.78	54,542.08	55,905.63	57,303.27	58,735.85	60,204.25	61,709.35	63,252.09	64,833.39	66,454.23	68,115.58	69,818.47	71,563.93	73,353.03
21	43,673.39	44,765.22	45,884.35	47,031.46	48,207.25	49,412.43	50,647.74	51,913.93	53,211.78	54,542.08	55,905.63	57,303.27	58,735.85	60,204.25	61,709.35	63,252.09	64,833.39	66,454.23	68,115.58	69,818.47	71,563.93	73,353.03	75,186.86	77,066.53
22	45,884.35	47,031.46	48,207.25	49,412.43	50,647.74	51,913.93	53,211.78	54,542.08	55,905.63	57,303.27	58,735.85	60,204.25	61,709.35	63,252.09	64,833.39	66,454.23	68,115.58	69,818.47	71,563.93	73,353.03	75,186.86	77,066.53	78,989.19	80,968.02
23	48,207.25	49,412.43	50,647.74	51,913.93	53,211.78	54,542.08	55,905.63	57,303.27	58,735.85	60,204.25	61,709.35	63,252.09	64,833.39	66,454.23	68,115.58	69,818.47	71,563.93	73,353.03	75,186.86	77,066.53	78,989.19	80,968.02	82,992.22	85,067.03
24	50,647.74	51,913.93	53,211.78	54,542.08	55,905.63	57,303.27	58,735.85	60,204.25	61,709.35	63,252.09	64,833.39	66,454.23	68,115.58	69,818.47	71,563.93	73,353.03	75,186.86	77,066.53	78,989.19	80,968.02	82,992.22	85,067.03	87,193.70	89,373.55
25	52,117.58	54,542.08	55,905.63	57,303.27	58,735.85	60,204.25	61,709.35	63,252.09	64,833.39	66,454.23	68,115.58	69,818.47	71,563.93	73,353.03	75,186.86	77,066.53	78,989.19	80,968.02	82,992.22	85,067.03	87,193.70	89,373.55	91,625.22	93,955.93
26	55,905.63	57,303.27	58,735.85	60,204.25	61,709.35	63,252.09	64,833.39	66,454.23	68,115.58	69,818.47	71,563.93	73,353.03	75,186.86	77,066.53	78,989.19	80,968.02	82,992.22	85,067.03	87,193.70	89,373.55	91,625.22	93,955.93	96,355.22	98,818.47
27	59,818.47	61,709.35	63,252.09	64,833.39	66,454.23	68,115.58	69,818.47	71,563.93	73,353.03	75,186.86	77,066.53	78,989.19	80,968.02	82,992.22	85,067.03	87,193.70	89,373.55	91,625.22	93,955.93	96,355.22	98,818.47	101,355.93	103,955.93	106,625.22

Grade	ISS TO PERM 11																				
	1	2	3	4	5	6	7	8	9	10	11	12	13	14	15	16	17	18	19	20	
27	58,735.85	60,204.25	61,709.35	63,252.09	64,833.39	66,454.23	68,115.58	69,818.47	71,563.93	73,353.03	75,186.86	77,066.53	78,993.19	80,968.02	82,992.22	85,067.03	87,193.70	89,373.55	91,607.88	93,898.08	96,245.53
28	61,709.35	63,252.09	64,833.39	66,454.23	68,115.58	69,818.47	71,563.93	73,353.03	75,186.86	77,066.53	78,993.19	80,968.02	82,992.22	85,067.03	87,193.70	89,373.55	91,607.88	93,898.08	96,245.53	98,651.67	101,117.96
29	64,833.39	66,454.23	68,115.58	69,818.47	71,563.93	73,353.03	75,186.86	77,066.53	78,993.19	80,968.02	82,992.22	85,067.03	87,193.70	89,373.55	91,607.88	93,898.08	96,245.53	98,651.67	101,117.96	103,645.91	106,237.06
30	68,115.58	69,818.47	71,563.93	73,353.03	75,186.86	77,066.53	78,993.19	80,968.02	82,992.22	85,067.03	87,193.70	89,373.55	91,607.88	93,898.08	96,245.53	98,651.67	101,117.96	103,645.91	106,237.06	108,892.99	111,615.31
31	71,563.93	73,353.03	75,186.86	77,066.53	78,993.19	80,968.02	82,992.22	85,067.03	87,193.70	89,373.55	91,607.88	93,898.08	96,245.53	98,651.67	101,117.96	103,645.91	106,237.06	108,892.99	111,615.31	114,405.69	117,265.84
32	75,186.86	77,066.53	78,993.19	80,968.02	82,992.22	85,067.03	87,193.70	89,373.55	91,607.88	93,898.08	96,245.53	98,651.67	101,117.96	103,645.91	106,237.06	108,892.99	111,615.31	114,405.69	117,265.84	120,197.48	